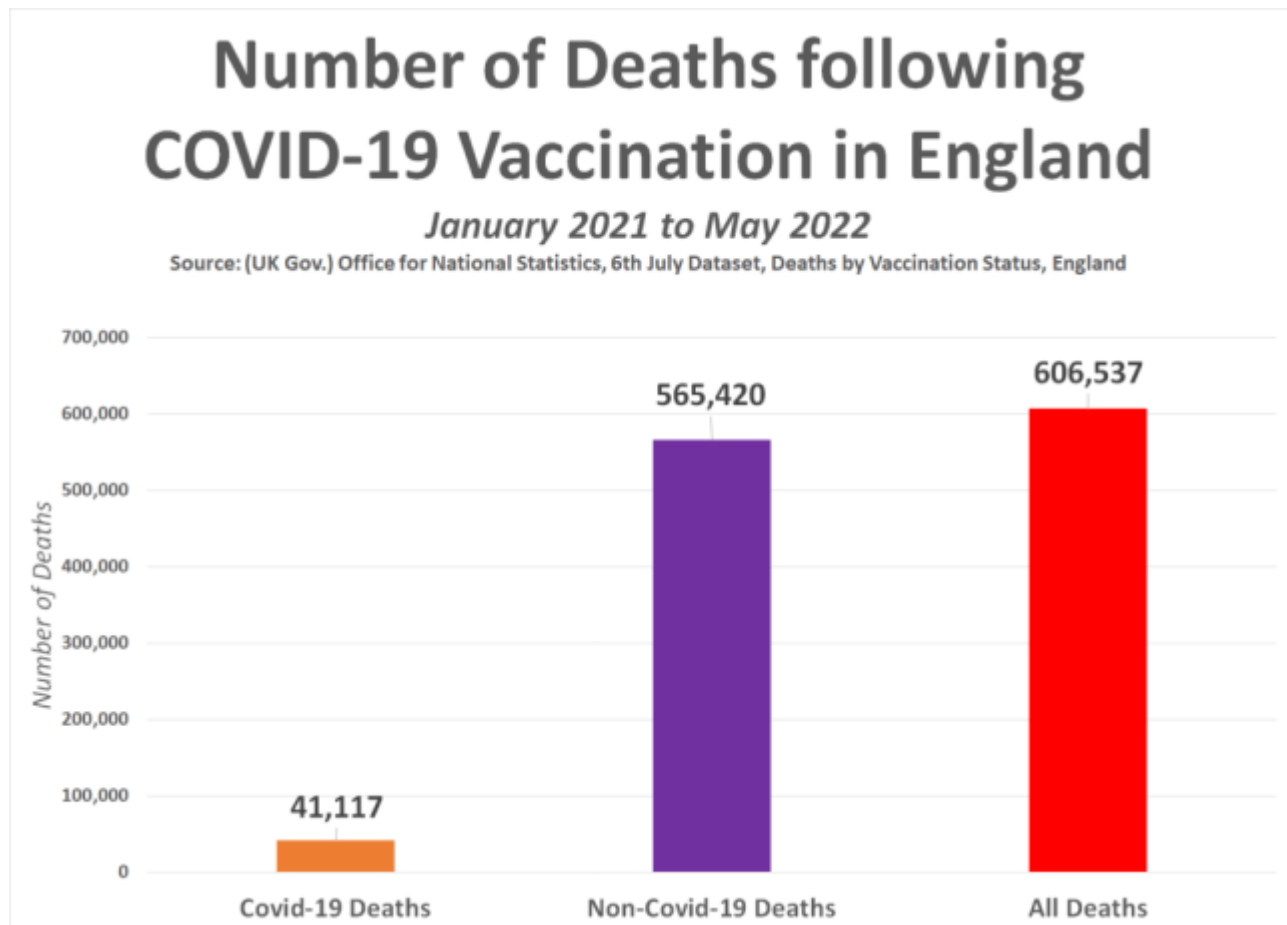


UK spends 10 Days mourning death of 1 person but remains silent over 607k deaths following COVID Vaccination

Description

UK: Print PDF Email How can it be that the UK recently spent 10 days officially mourning the death of one person, Queen Elizabeth II, with the mainstream media providing 24/7 media coverage of the Royal Family, but both the UK and the mainstream media remain silent over the deaths of 607,000 people in England following Covid-19 vaccination?

Official UK Government figures on deaths following Covid-19 vaccination reveal that by the end of May 2022, 1 in every 482 Covid-19 vaccinated people in England had sadly died within one month of Covid-19 vaccination, 1 in every 246 Covid-19 vaccinated people in England had sadly died within 60 days of Covid-19 vaccination, and 1 in every 73 Covid-19 vaccinated people were dead.



The Office for National Statistics (ONS) is the UK's largest independent producer of official statistics and the recognised national statistical institute of the UK, and on the 6th July, they published a dataset containing a whole host of horrifying data on deaths by vaccination status in England between 1st Jan 2021 and 31st May 2022.

Table 9 of the [dataset](#) contains figures on *'Whole period counts of all registered deaths grouped by how many weeks after vaccination the deaths occurred; for deaths involving COVID-19 and deaths not involving COVID-19, deaths occurring between 1 January 2021 and 31 May 2022, England'*.

Here's a snapshot of how the ONS presents the data –

This worksheet contains 1 table.

Source: Source: Office for National Statistics, National Immunisation Management

Week after vaccination	Age group	Count of Deaths involving COVID-19	Count of Non-COVID-19 Deaths
1	60-69	35	950
2	60-69	120	1557
3	60-69	136	1842
4	60-69	120	2009
5	60-69	123	2073
6	60-69	95	2130
7	60-69	78	2227
8	60-69	67	2249
9	60-69	54	2255
10	60-69	58	2388
11	60-69	73	2278
12+	60-69	2498	37013
1	70-79	104	2118
2	70-79	347	3600
3	70-79	508	4042

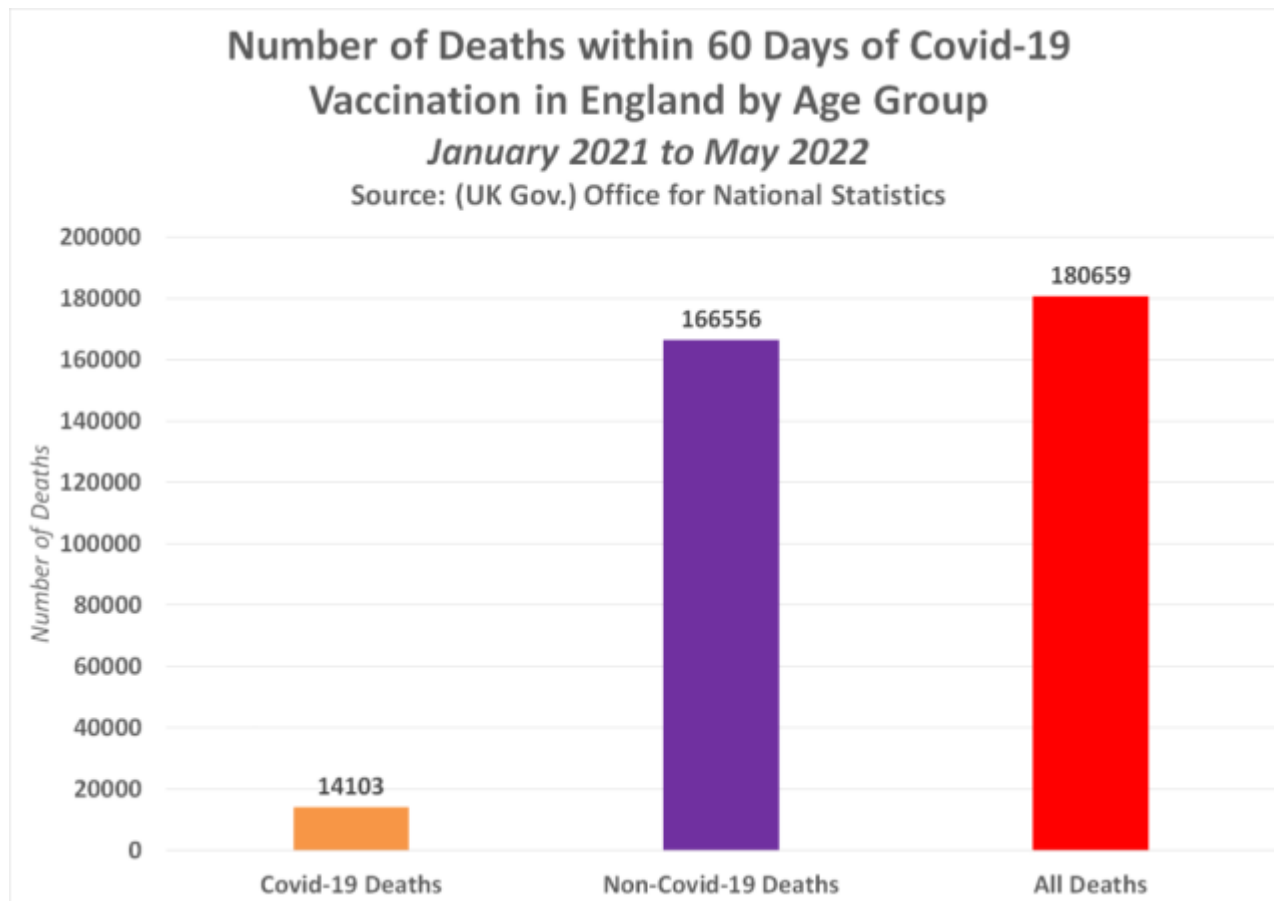
As you can see, the ONS still don't make it easy for us by revealing the overall number of deaths, but with some patience and simple maths we can easily find this out ourselves.

The following chart shows the overall number of deaths within one month/five weeks of Covid-19 vaccination in England between 1st Jan 2021 and 31st May 2022 –

According to the Office for National Statistics between 1st Jan 21 and 31st March 22, a total of 9,891 people died with Covid-19 within 1 month of vaccination, and a total of 82,255 people died of any other cause within 1 month of vaccination.

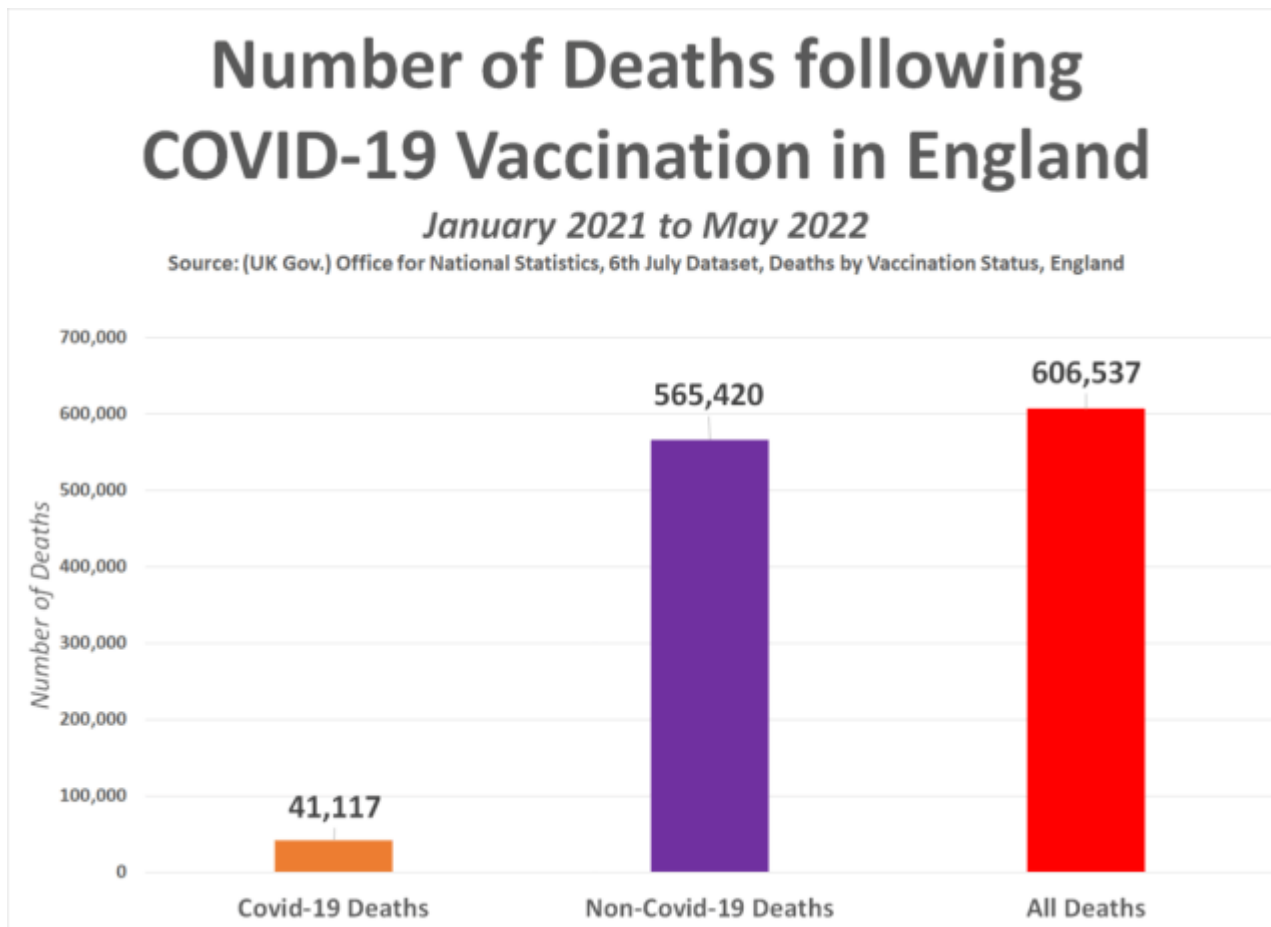
This means that in all, 92,146 people died within one month of Covid-19 vaccination between January 2021 and May 2022.

The following chart shows the overall number of deaths within 60 days of Covid-19 vaccination in England between 1st Jan 2021 and 31st May 2022 –



According to the Office for National Statistics between 1st Jan 21 and 31st May 2022, a total of 14,103 people died with Covid-19 within 60 days of vaccination, and a total of 166,556 people died of any other cause within 60 days of vaccination. This means that in all, 180,659 people died within 60 days of Covid-19 vaccination between January 2021 and May 2022 in England.

The following chart shows the overall number of deaths following Covid-19 vaccination in England between 1st Jan 2021 and 31st May 2022 based on the figures provided by the ONS –



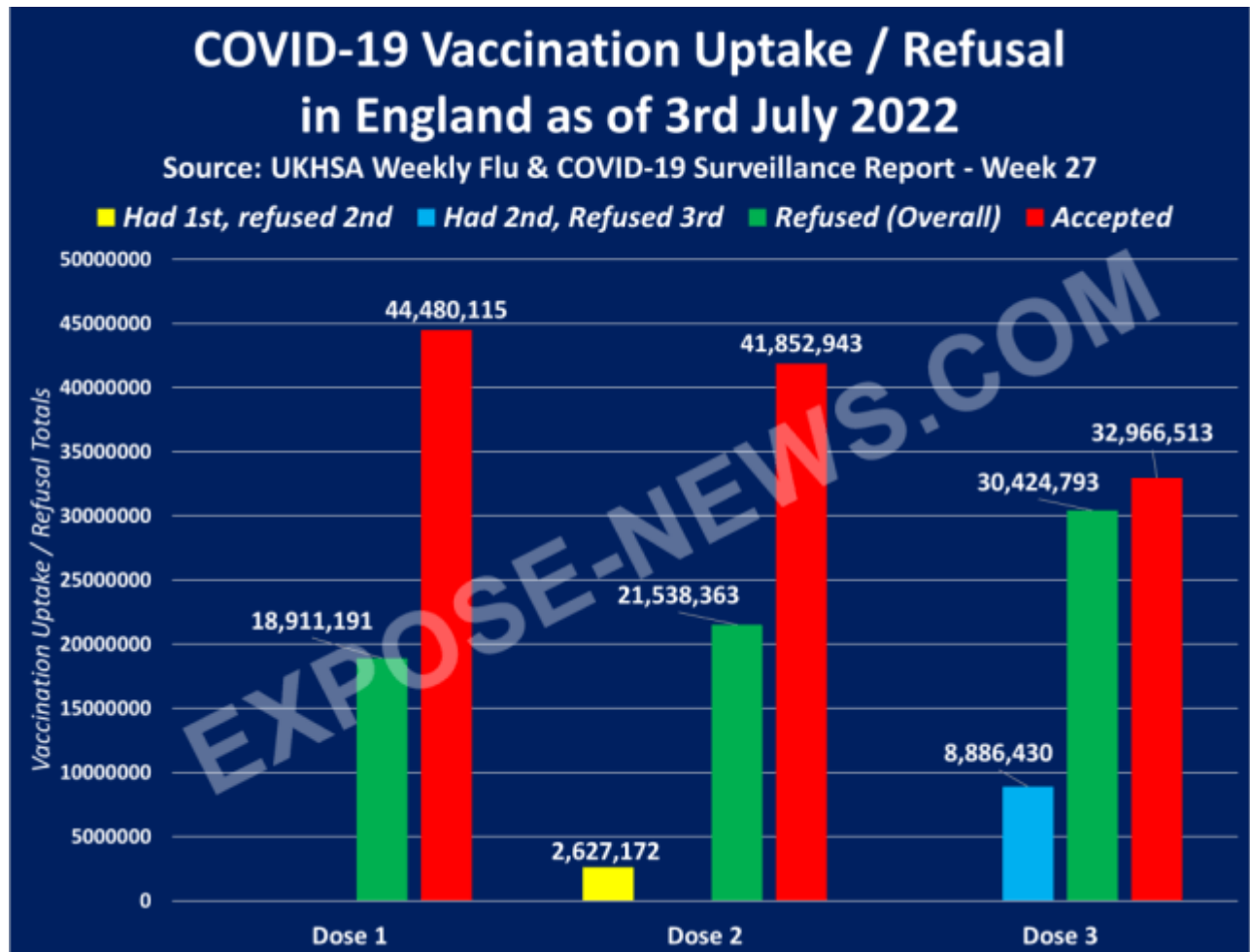
According to the Office for National Statistics between 1st Jan 21 and 31st May 22, a total of 41,117 people died with Covid-19 following Covid-19 vaccination, and a total of 565,420 people died of any other cause following Covid-19 vaccination. This means that in all, 606,537 people sadly died by 31st May 2022 following Covid-19 vaccination.

According to the UK Health Security Agency, in England, 44.5 million people have received at least one dose of a Covid-19 vaccine.

Table 5: Provisional cumulative COVID-19 vaccine uptake by age in England

NATIONAL	People in NIMS cohort	Vaccinated with at least 1 dose		Vaccinated with at least 2 doses		Vaccinated with at least 3 doses	
		Number vaccinated	% vaccine uptake	Number vaccinated	% vaccine uptake	Number vaccinated	% vaccine uptake
Over 80	2,946,025	2,818,037	95.7	2,800,942	95.1	2,728,187	92.6
75 to under 80	2,355,428	2,256,247	95.8	2,241,256	95.2	2,187,139	92.9
70 to under 75	2,764,825	2,606,724	94.3	2,584,219	93.5	2,496,589	90.3
65 to under 70	2,993,111	2,762,902	92.3	2,731,202	91.2	2,587,759	86.5
60 to under 65	3,628,509	3,291,737	90.7	3,245,874	89.5	2,986,114	82.3
55 to under 60	4,175,254	3,717,033	89.0	3,655,114	87.5	3,277,175	78.5
50 to under 55	4,247,550	3,676,016	86.5	3,599,983	84.8	3,123,017	73.5
45 to under 50	3,956,509	3,240,827	81.9	3,151,206	79.6	2,578,890	65.2
40 to under 45	4,349,072	3,351,970	77.1	3,229,066	74.2	2,485,578	57.2
35 to under 40	4,690,263	3,405,003	72.6	3,243,542	69.2	2,318,112	49.4
30 to under 35	4,895,523	3,410,544	69.7	3,204,714	65.5	2,134,792	43.6
25 to under 30	4,563,841	3,116,966	68.3	2,889,515	63.3	1,808,902	39.6
20 to under 25	3,917,777	2,826,821	72.2	2,561,019	65.4	1,533,070	39.1
18 to under 20	1,390,072	1,017,688	73.2	896,158	64.5	471,217	33.9
16 to under 18	1,393,464	909,897	65.3	698,342	50.1	186,650	13.4
12 to under 16	2,944,954	1,562,882	53.1	1,042,424	35.4	18,355	0.6
5 to under 12	5,084,722	484,810	9.5	24,762	0.5	41	0.0
Total*	63,391,306	44,480,115	70.2	41,852,943	66.0	32,966,513	52.0

[Source](#)



[Source](#)

Therefore, using simple maths, we find that 1 in every 482 vaccinated people has died within 1 month of Covid-19 Vaccination in England.

$44,480,115$ (People vaccinated) / $92,146$ (deaths) = 482 = 1 death for every 482 people vaccinated

1 in every 246 people has died within 60 days of Covid-19 vaccination in England.

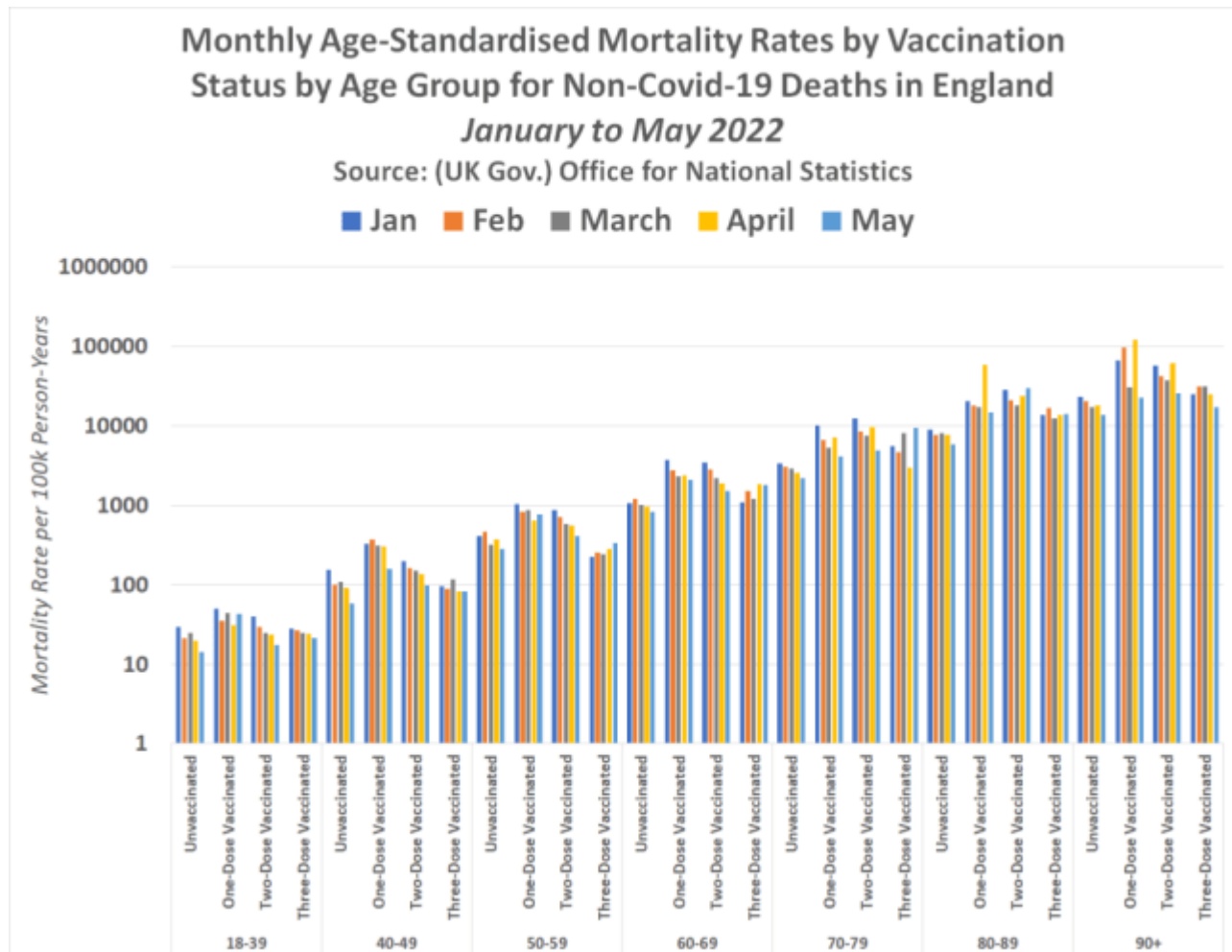
$44,480,115$ (People vaccinated) / $180,659$ (deaths) = 246 = 1 death for every 246 people vaccinated

And 1 in every 73 Covid-19 vaccinated people in England were sadly dead by the end of May 2022.

$44,480,115$ (People vaccinated) / $606,537$ (deaths) = 73 = 1 death for every 73 people vaccinated

Of course, some of these deaths can be attributed to other causes and would have most likely occurred anyway, but the figures are representative of a real serious problem. We know this thanks to further data from the Office for National Statistics confirming the unvaccinated population in England has the lowest mortality rate per 100,000 population in all age groups.

The following chart shows the monthly age-standardised mortality rates by vaccination status among each age group for Non-Covid-19 deaths in England between January and May 2022, using the figures contained in table 2 of the [recently published dataset](#) collated by the UK Government agency, the [Office for National Statistics](#)



These are age-standardised figures. There is no other conclusion that can be found for the fact mortality rates per 100,000 are the lowest among the unvaccinated other than that the Covid-19 injections are killing people.

So now the question is, will you be coming forward for another dose of the now-proven deadly Covid-19 injections this autumn/winter?

Category

1. Crime-Justice-Terrorism-Corruption
2. Disasters-Crisis-Depopulation-Genocide
3. Health-Wellness-Healing-Nutrition & Fitness
4. Main
5. NWO-Deep State-Dictatorship-Tyrrany

Date Created

09/23/2022