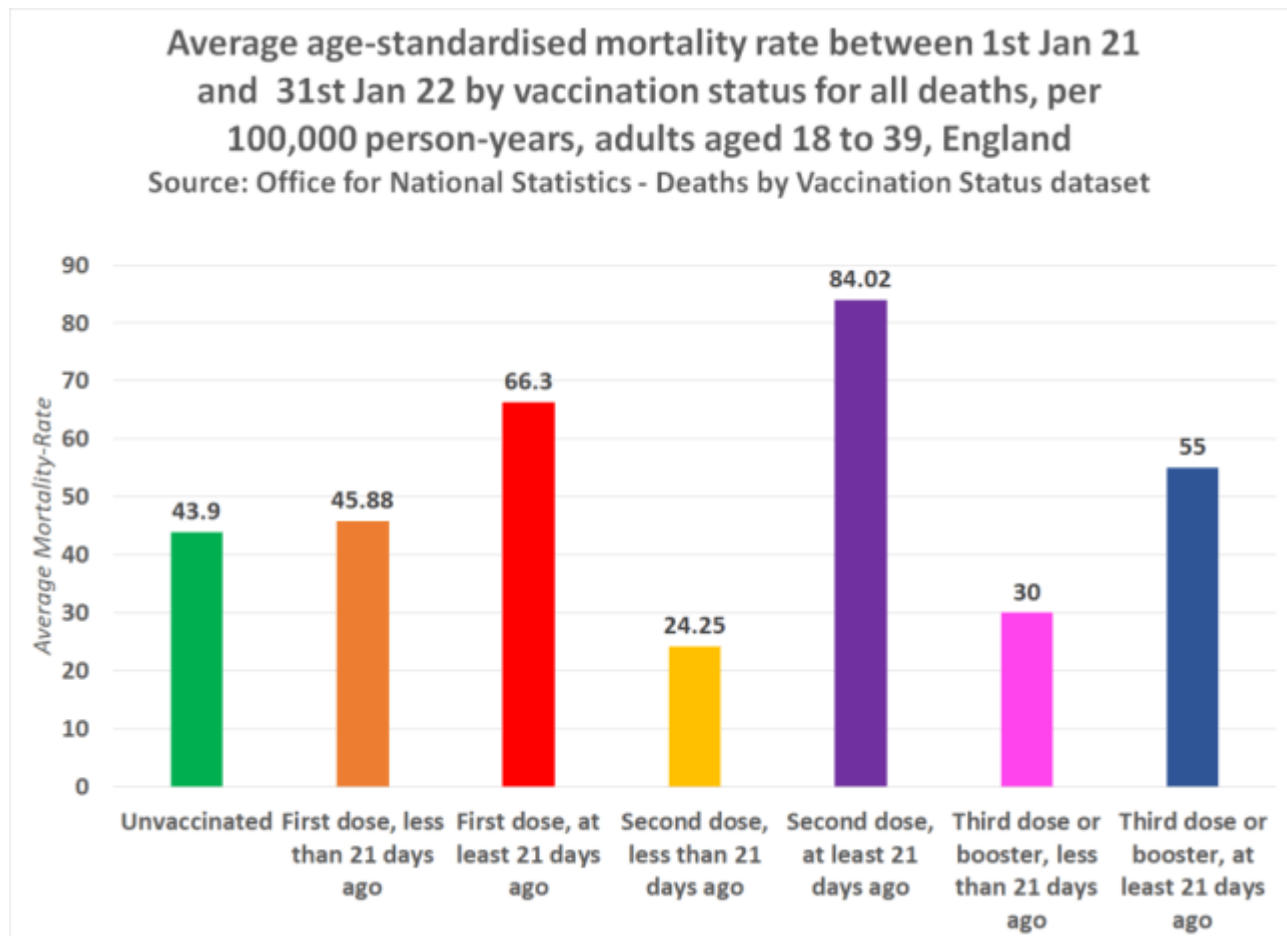


UK Government confirms Fully Vaccinated Young Adults are 92% more likely to die than Unvaccinated Young Adults

Description

UK: Print PDF Email Official figures published by the UK's Office for National Statistics show that deaths per 100,000 among double vaccinated 18-39-year-olds were on average 91% higher than deaths per 100,000 among unvaccinated 18-39-year-olds between January 2021 and January 2022.

This means it can no longer be denied that the Covid-19 vaccines are deadly because even the official Government published figures now prove it.



The Office for National Statistics is the UK's largest independent producer of official statistics and the recognised national statistical institute of the UK. It is responsible for collecting and publishing statistics related to the economy, population and society at national, regional and local levels.

Its dataset on deaths in England by vaccination status between January 2021 and January 2022 can be found [here](#). It contains a large amount of data on age-standardised mortality rates for deaths by vaccination status between 1 January 2021 and 31 January 2022.

Table 2 of the dataset contains data on the monthly age-standardised mortality rates by vaccination status by age group for all deaths in England. The following table shows an example of how the numbers are presented in the dataset –

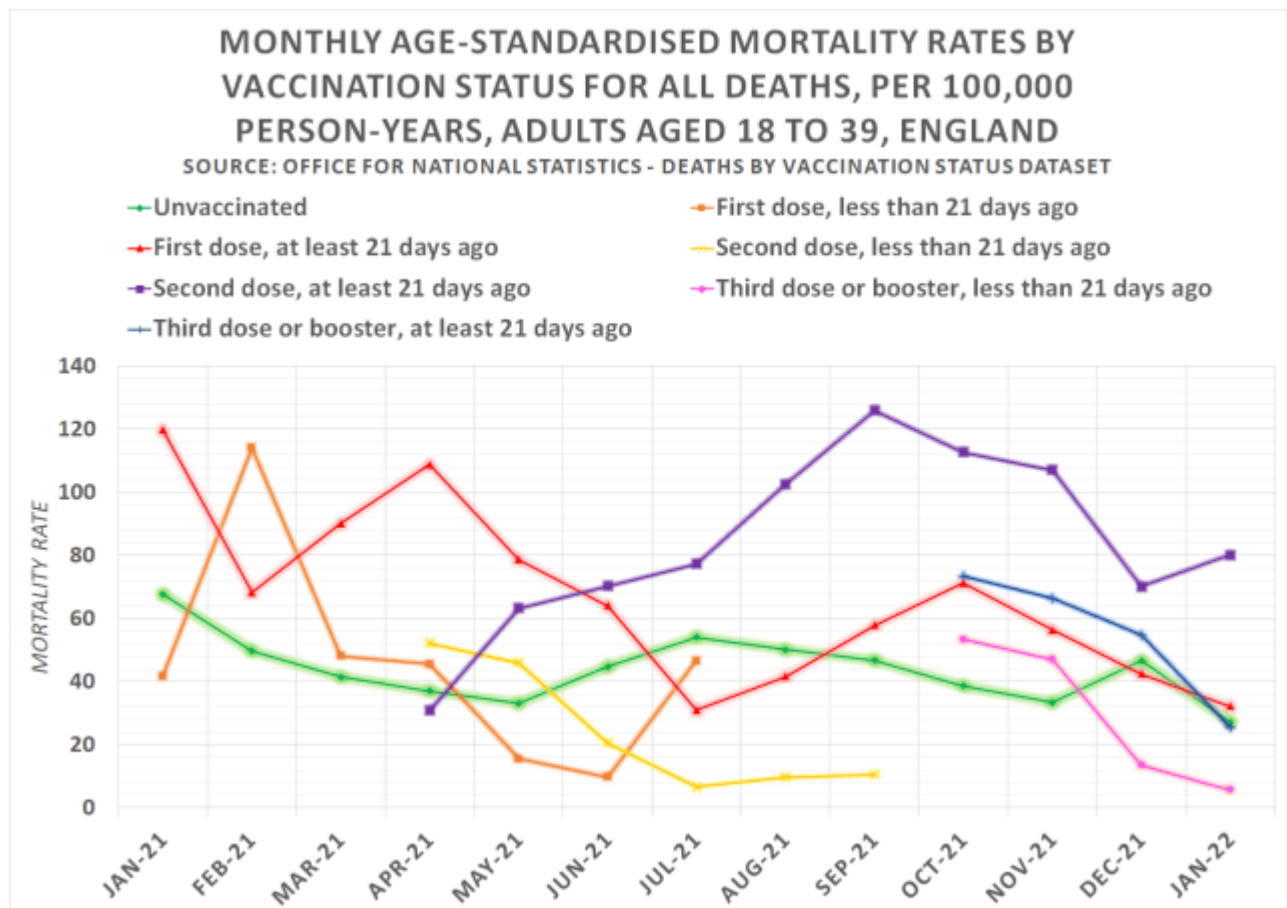
Table 2: Monthly age-standardised mortality rates by vaccination status by age group for all deaths, deaths involving COVID-19 and deaths not involving COVID-19, per 100,000 person-years, England; deaths occurring between 1 January 2021 and 31 January 2022
This worksheet contains 1 table.
Source: Office for National Statistics, National Immunisation Management Service

Cause of Death	Year	Month	Age group	Vaccination status	Count of deaths	Person-years	mortality rate / 100,000 person-years	Noted as Unreliable	Lower confidence limit	Upper confidence limit
All causes	2021	January	18-39	Unvaccinated	606	919657	67.7		62.3	73.1
All causes	2021	January	18-39	First dose, less than 21 days ago	12	20255	41.7	u	21.5	72.9
All causes	2021	January	18-39	First dose, at least 21 days ago	4	4850	119.9	u	13.7	347.8
All causes	2021	January	18-39	Second dose, less than 21 days ago	<3	1297	x		x	x
All causes	2021	January	18-39	Second dose, at least 21 days ago	<3	245	x		x	x
All causes	2021	January	18-39	Third dose or booster, less than 21 days ago	0	0	x		x	x
All causes	2021	January	18-39	Third dose or booster, at least 21 days ago	0	0	x		x	x

What immediately catches the eye when looking at this data is the mortality rate per 100,00 person-

years among 18-39-year-olds in the month of January 2021. The figures show the death rate among the unvaccinated in this month was 67.7 deaths per 100,000 person-years. Whilst the death rate among the partly vaccinated (at least 21 days ago) was 119.9 deaths per 100,000 years.

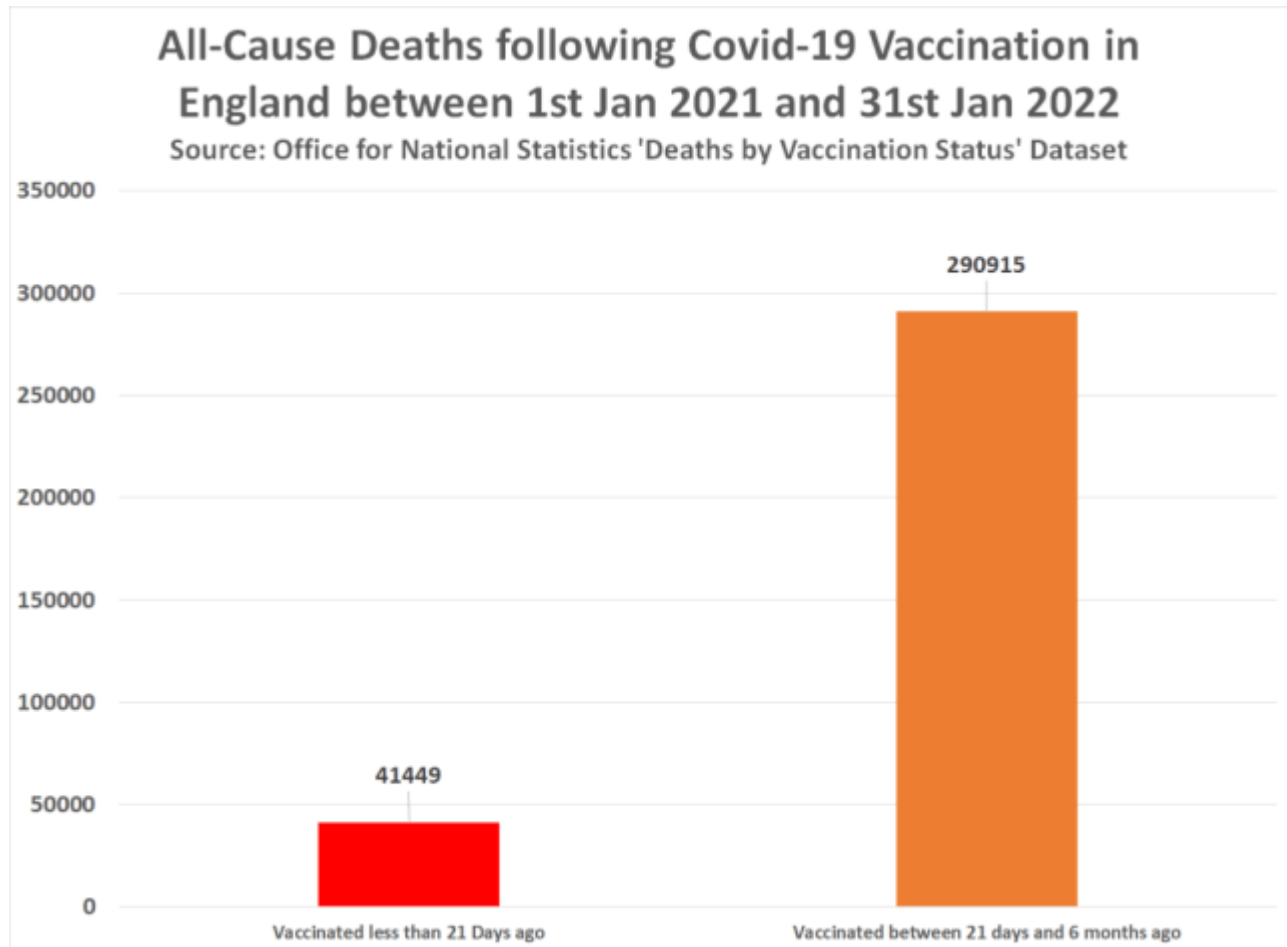
This shows that vaccinated 18-39-year-olds were more likely to die in January 2021, suggesting the Covid-19 injections increased the risk of death or played a part in causing death. So we dug further and extracted all the figures on 18-39-year-olds for each month between January 2021 and January 2022, and this is what we found –



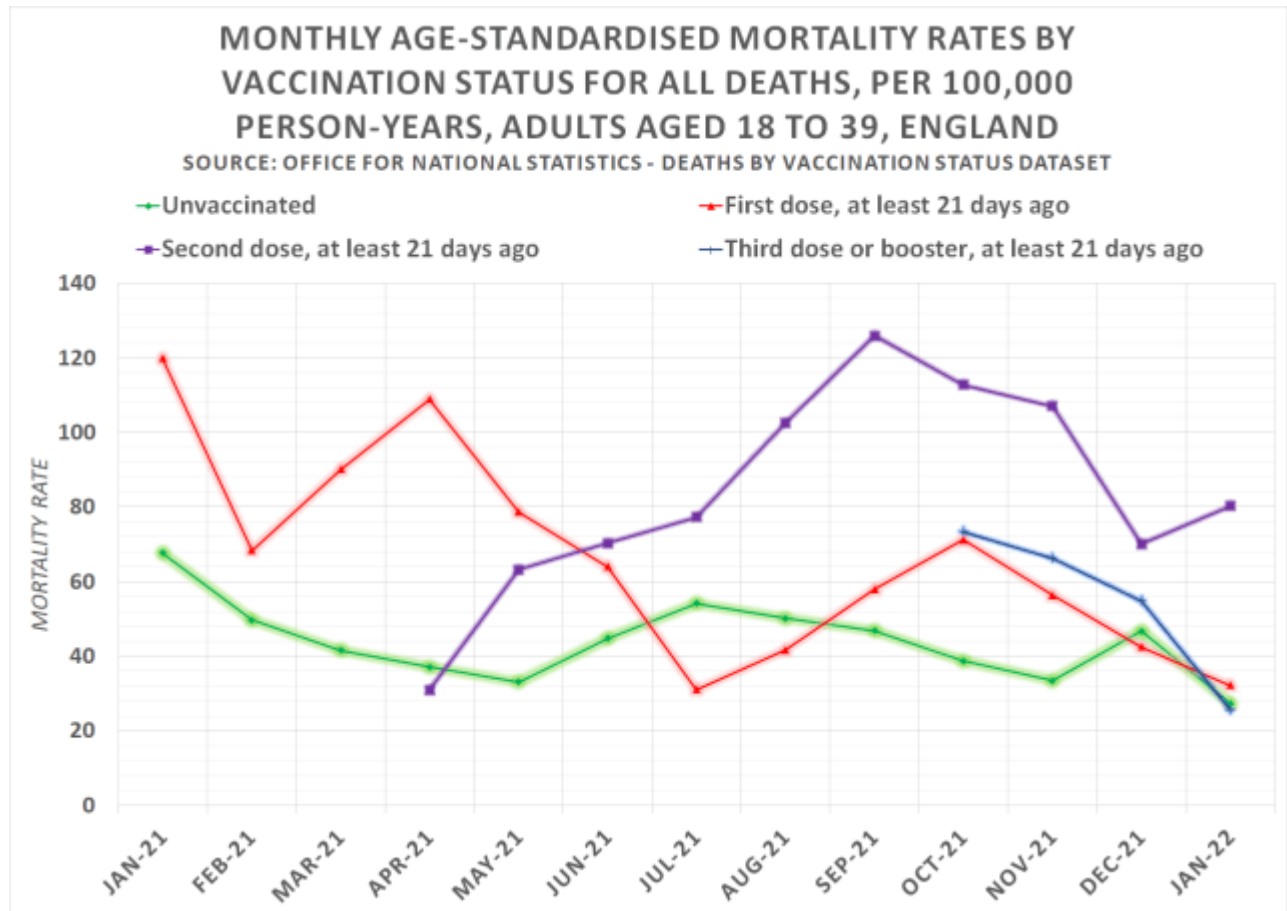
The above chart shows the monthly age-standardised mortality rates by vaccination status for all-cause deaths, per 100,000 person-years among adults aged 18 to 39 in England. The green line is the mortality rate among the unvaccinated, which while fluctuating has remained pretty stable throughout.

The other lines however represent different vaccination statuses, and they are extremely concerning. The orange, yellow, and pink lines represent mortality rates within 21 days of receiving a first, second or third dose. And they reveal that the risk of death increases significantly immediately after vaccination.

This may explain why figures found in 'table 4' of the same ONS dataset reveal 41,449 people died within 21 days of vaccination in England between 1st Jan 21 and 31st Jan 22 –



But the most concerning figures are the mortality rates among those vaccinated at least 21 days ago, which you can see more clearly in the following chart –



Around June 2021, there is a cross over from those who've received one dose to those who've received two doses in terms of the increased mortality rate against the unvaccinated. This obviously tallies with when each injection was administered to this age group. But what's most concerning here is that the second injection seems to make things much worse in terms of the risk of death.

In January 2021 the mortality rate per 100,000 person-years among the unvaccinated equated to 67.7. This then fell month on month to 33.1 in May, before increasing again in June to 44.8. The same however cannot be said for those who had received a single dose at least 21 days prior to their death.

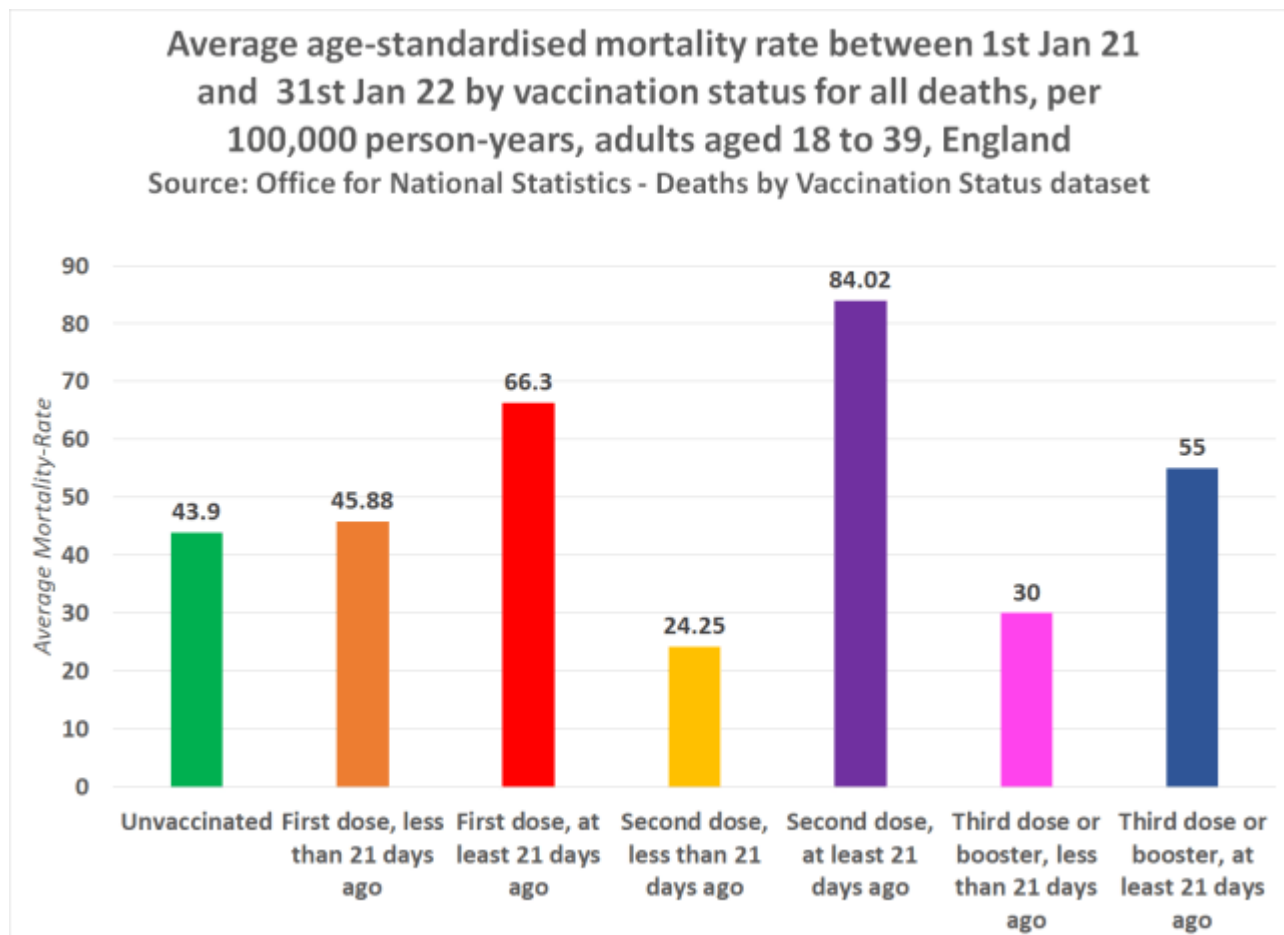
In January 2021 the mortality rate per 100,000 person-years among the partly vaccinated equated to 119.9. Meaning the mortality rate was 77% higher than the mortality rate among the unvaccinated. This then fell to 68.3 deaths per 100,000 in February, before climbing to 90.1 in March, then 108.8 in April.

This means at this point the mortality rate among the partly vaccinated was 193.3% higher than the mortality rate among the unvaccinated. But not long after following the second dose being administered things get even worse.

The highest mortality rate among the double vaccinated (at least 21 days ago) occurred in September 2021, with 125.9 deaths per 100,000 person-years. In the same month, the mortality rate among the unvaccinated equated to 46.8. Meaning the double vaccinated mortality rate was 169% higher than the unvaccinated mortality rate.

But the largest statistical difference occurred in November 2021. The mortality rate among the unvaccinated equated to 33.4 deaths per 100,000 person-years, whereas the mortality rate among the double vaccinated equated to 107. A difference of 220.4%.

The following chart shows the average-age standardised mortality rate to have occurred between 1st Jan 21 and 31st Jan 22 by vaccination status for all-cause deaths, per 100,000 person-years among adults aged 18 to 39 in England –



The average mortality rate throughout these 13 months among the unvaccinated equates to 43.9 deaths per 100,000 person-years. But ignoring the mortality rate within the first 21 days of vaccination, we find that this is actually the lowest mortality rate among all vaccination statuses, and these include Covid-19 deaths in the rates.

The average partly vaccinated (At least 21 days ago) mortality rate equates to 66.3 deaths per 100,000. Whilst the average double vaccinated (At least 21 days ago) mortality rate equates to 84.02 deaths per 100,000 person-years between 1st Jan 21 and 31st Jan 22.

The average triple vaccinated mortality rate is also higher than the unvaccinated rate at 55 deaths per 100,000. But it's worth noting here that there is only a couple of months' data available on the third jab, so we need to wait for the next update to paint a clearer picture of what's going on with that third dose, but the picture is already not looking very pretty.

So what these official figures from the UK's Office for National Statistics strongly suggest is that Covid-19 vaccination kills and increases a person's risk of death due to any cause, possibly by the havoc it reaps on both the cardiovascular and central nervous systems.

And it appears each additional dose makes things worse. On average the one-dose vaccinated were 51% more likely to die than the unvaccinated between 1st Jan 21 and 31st Jan 22.

On average the double vaccinated were 91.4% more likely to die than the unvaccinated between 1st Jan 21 and 31st Jan 22.

And based on the data available so far, on average the triple vaccinated are on average 25.3% more likely to die than the unvaccinated.

Therefore, it can no longer be denied that the Covid-19 vaccines are deadly because even the official Government published figures now prove it.

Category

1. Crime-Justice-Terrorism-Corruption
2. Disasters-Crisis-Depopulation-Genocide
3. Health-Wellness-Healing-Nutrition & Fitness
4. Main
5. NWO-Deep State-Dictatorship-Tyranny

Date Created

08/02/2022