


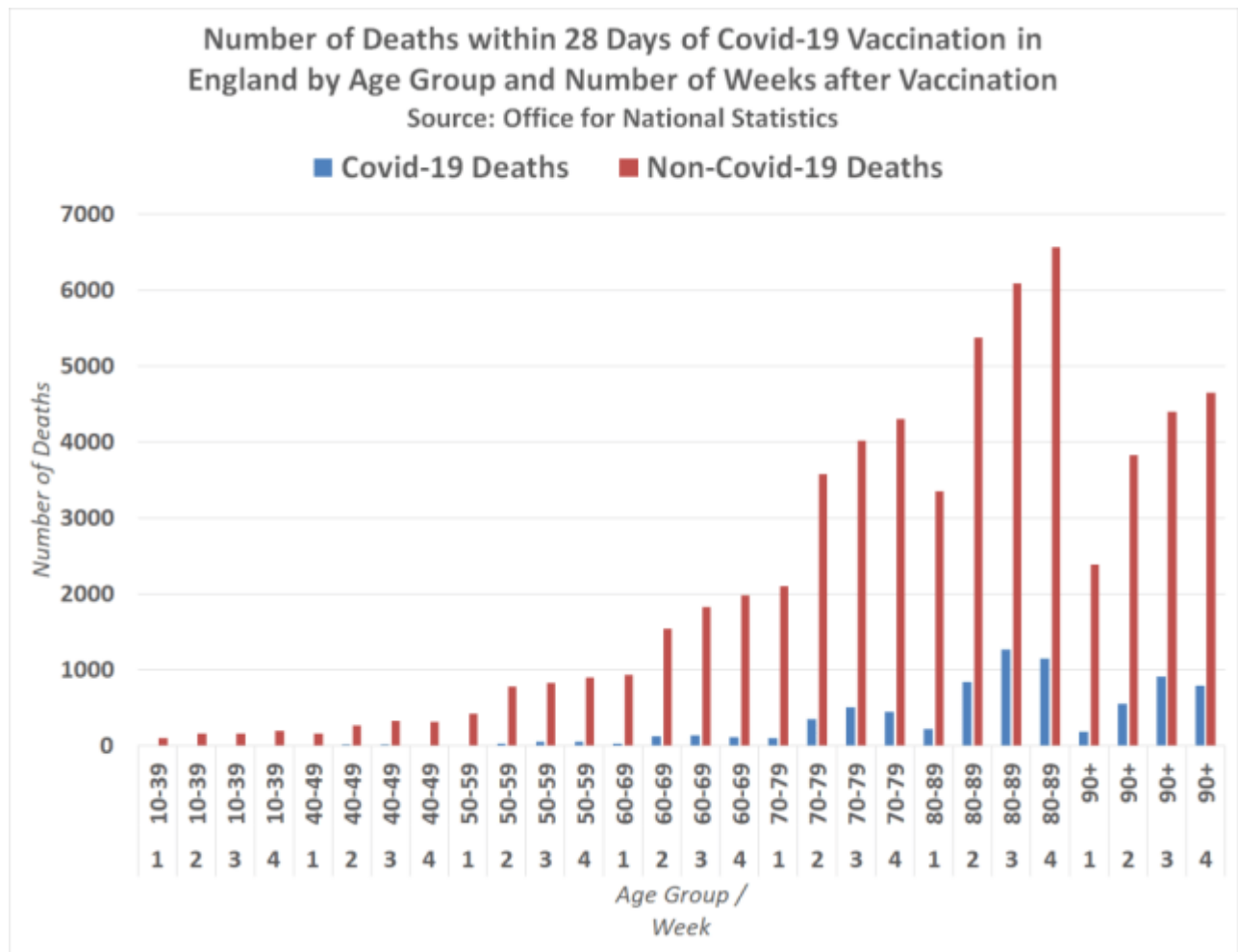


UK Government confirms 180k people died within 60 days of Covid-19 Vaccination by March 2022

Description

 [Print](#)  [PDF](#)  [Email](#) According to the Office for National Statistics, a total of 69,466 people died within 28 days of Covid-19 vaccination, and a further 109,408 people died within 60 days of vaccination in England between January 2021 and March 2022.



In order to justify implementing Draconian restrictions in the name of Covid-19, the UK Government, with the help of the mainstream media, would publicise daily the number of Covid-19 deaths to have allegedly occurred that day. The metric used then, and still being used now, is any death occurring within 28 days of a positive test for SARS-CoV-2 is counted as a Covid-19 death.

This questionable method of counting Covid-19 deaths led to dozens of Freedom of Information requests being made to various Government institutions requesting to know the number of people who had died within 28 days of Covid-19 vaccination.

If the method's good enough for counting Covid-19 deaths to justify ruining children's education, decimating the economy, and destroying lives, then it's good enough for counting Covid-19 vaccination deaths, right?

However, each and every single time, the response received was as follows –

“We do not hold this information”

You asked

I request a copy of all data showing deaths within 28 days of a 'covid' vaccine in the UK, since November 2019 till present day

We said

Thank you for your enquiry.

We are responsible for the provision of mortality statistics for England and Wales. [National Records Scotland \(NRS\)](#) and the [Northern Ireland Statistics and Research Agency \(NISRA\)](#) are responsible for statistics pertaining to Scotland and Northern Ireland. They can be contacted at foi@nrscotland.gov.uk and info@nisra.gov.uk respectively.

Our death statistics are taken from the information supplied on death certificates. We do not hold data regarding the number of people who have died following the COVID-19 vaccine within a certain number of days, as the date on which a vaccine is administered is not information that is provided on the death certificate.

[Source](#)

But this was a lie, because one Government institution did hold this information, and they finally published it over 17 months after the first time of asking.

The Office for National Statistics (ONS) is the UK's largest independent producer of official statistics and the recognised national statistical institute of the UK. It is responsible for collecting and publishing statistics related to the economy, population and society at national, regional and local levels.

On the 16th of May 2022, the ONS published its 6th dataset on deaths in England by vaccination status, which can be found [here](#), and it finally contains the number of deaths within 28 days of vaccination.

Table 9 of the dataset contains figures on *'Whole period counts of all registered deaths grouped by how many weeks after vaccination the deaths occurred; for deaths involving COVID-19 and deaths not involving COVID-19, deaths occurring between 1 January 2021 and 31 March 2022, England'*.

Here's a snapshot of how the ONS presents the data –

This worksheet contains 1 table.

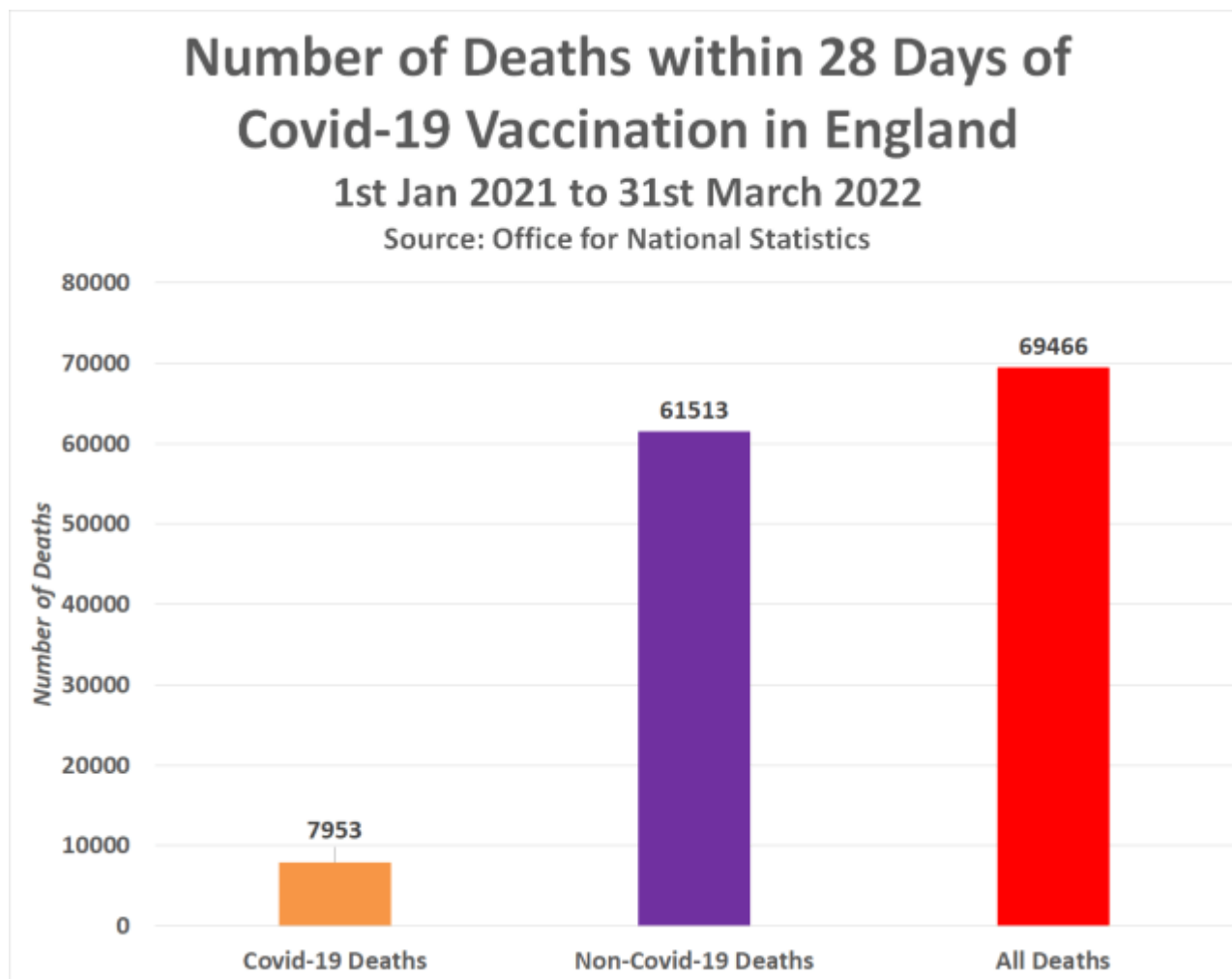
Source: Source: Office for National Statistics, National Immunisation Management S

| Weeks after vaccination | Age group | Count of Deaths involving COVID-19 | Count of Non-COVID-19 Deaths |
|-------------------------|-----------|------------------------------------|------------------------------|
| 1 | 10-39 | <3 | 106 |
| 2 | 10-39 | 10 | 158 |
| 3 | 10-39 | 8 | 156 |
| 4 | 10-39 | 7 | 195 |
| 5 | 10-39 | 5 | 165 |
| 6 | 10-39 | 6 | 171 |
| 7 | 10-39 | 4 | 190 |
| 8 | 10-39 | 6 | 176 |
| 9 | 10-39 | 7 | 193 |
| 10 | 10-39 | <3 | 175 |
| 11 | 10-39 | 8 | 170 |
| 12+ | 10-39 | 111 | 1984 |
| 1 | 40-49 | <7 | 165 |
| 2 | 40-49 | 14 | 265 |
| 3 | 40-49 | 13 | 325 |

[Source](#)

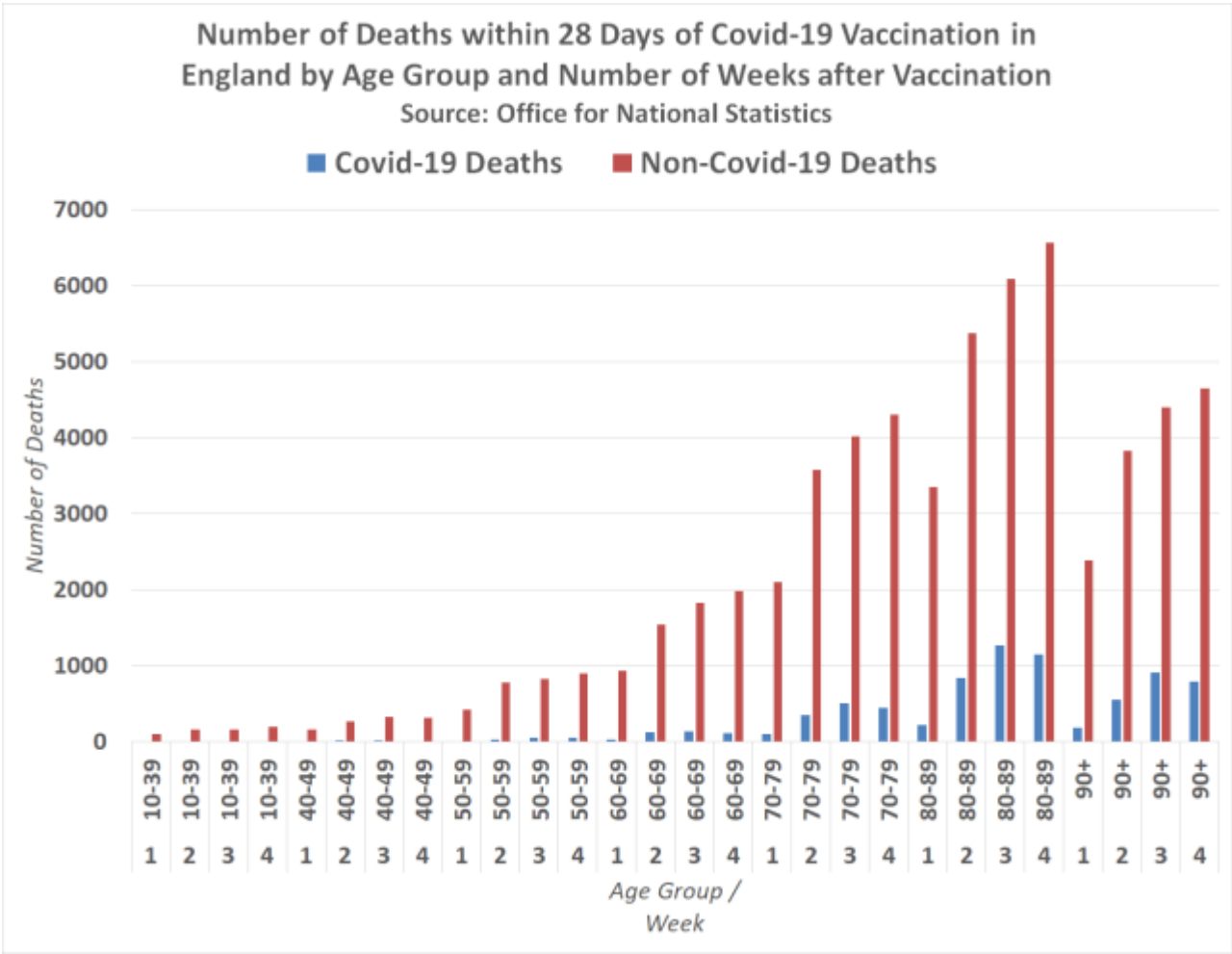
As you can see, the ONS still don't make it easy for us by revealing the overall number of deaths, but with some patience and simple maths we can easily find this out ourselves.

The following chart shows the overall number of deaths within 28 days of Covid-19 vaccination in England between 1st Jan 2021 and 31st March 2022 –



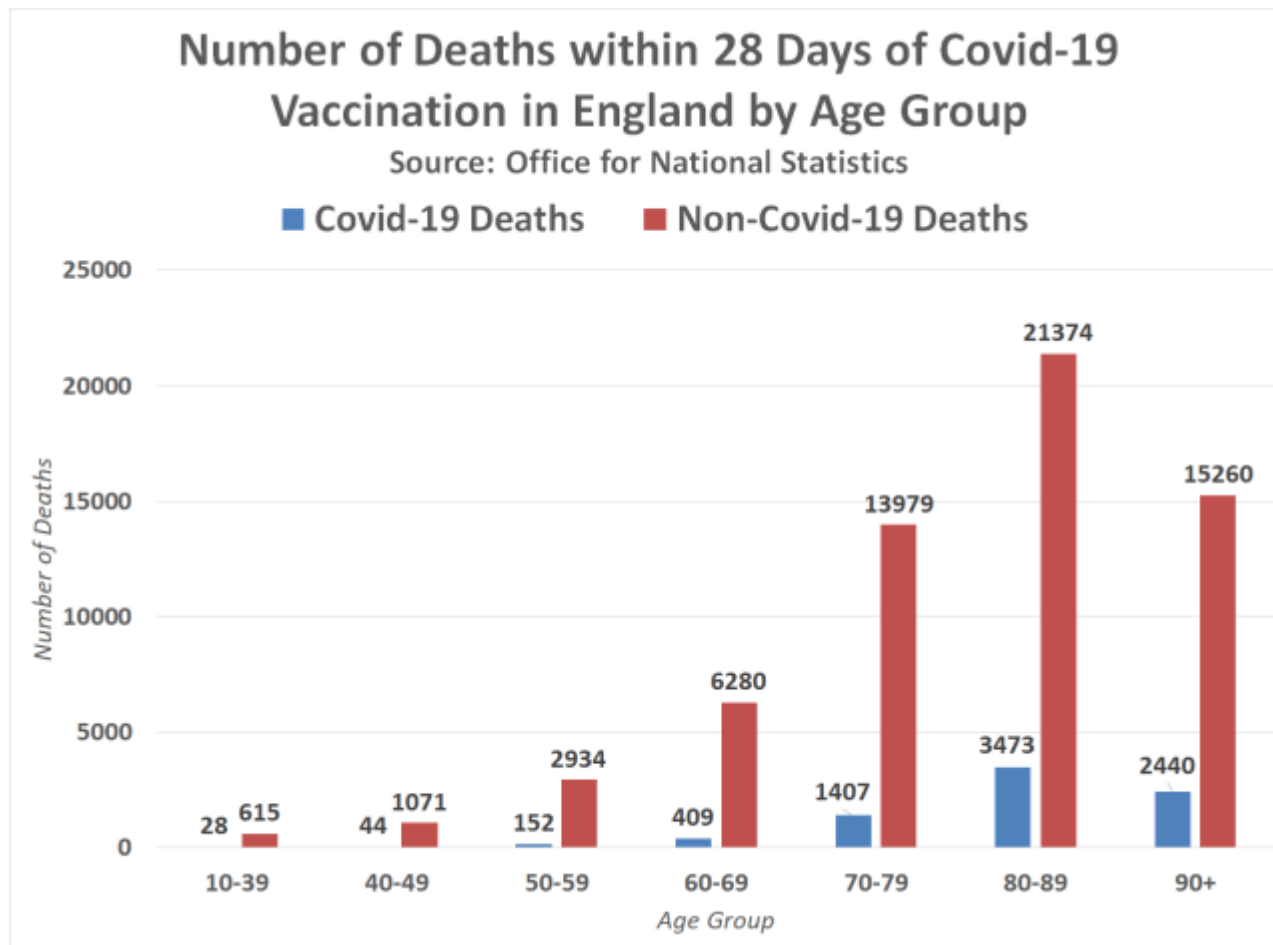
According to the Office for National Statistics between 1st Jan 21 and 31st March 22, a total of 7,953 people died with Covid-19 within 28 days of vaccination, and a total of 61,513 people died of any other cause within 28 days of vaccination. This means that in all, 69,466 people died within 28 days of Covid-19 vaccination between January 2021 and March 2022.

The following chart shows the deaths within 28 days of vaccination broken down by both age group and the number of weeks after vaccination –

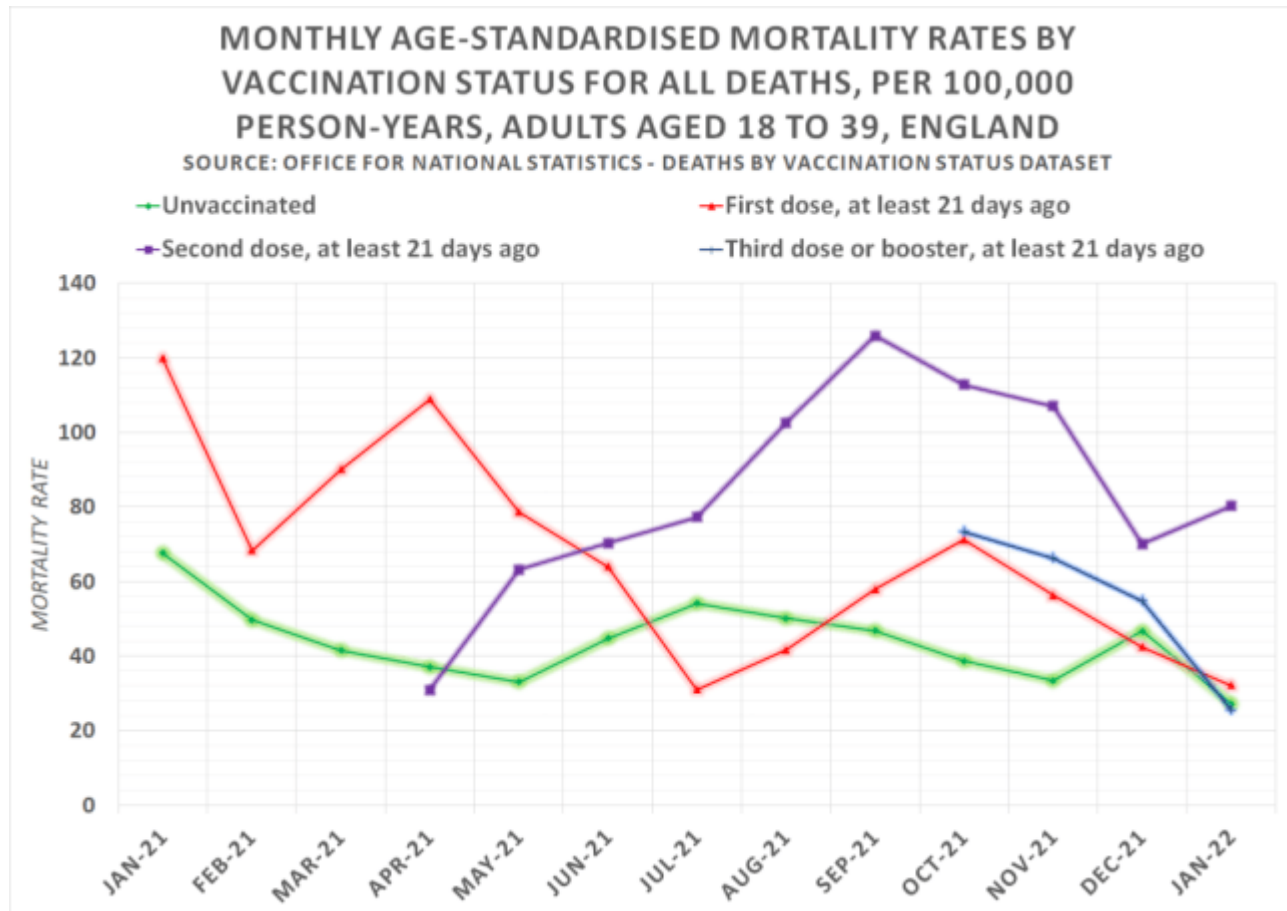


And the following chart shows the deaths within 28 days of vaccination broken down by age group only

—



A lot of people will probably argue that this is to be expected with so many people being vaccinated. But these same people won't bother actually backing their argument up with any evidence. Because if it's to be expected, how exactly do they explain this for example? –



The above chart shows the monthly age-standardised mortality rates by vaccination status for all-cause deaths, per 100,000 person-years among adults aged 18 to 39 in England. The data has been extracted from the [previous ONS dataset](#) on deaths by vaccination status between 1st Jan 21 and 31st Jan 22.

The green line is the mortality rate among the unvaccinated, which while fluctuating has remained pretty stable throughout. The other lines however represent different vaccination statuses, and they are extremely concerning because the mortality rates are miles higher.

The largest statistical difference occurred in November 2021. The mortality rate among the unvaccinated equated to 33.4 deaths per 100,000 person-years, whereas the mortality rate among the double vaccinated equated to 107. A difference of 220.4%.

The argument that 69,466 deaths within 28 days of vaccination are to be expected because so many people are vaccinated has all of a sudden collapsed, hasn't it?

But that's not the worst of it. The UK Health Security Agency counts Covid-19 deaths as those that have occurred within 60 days of a positive test for SARS-CoV-2, so it's only fair we also work out how many people have died within 60 days of Covid-19 vaccination.

Here’s the table taken from the [UKHSA Week 13 Vaccine Surveillance Report](#) showing Covid-19 deaths within 60 days of a positive test –

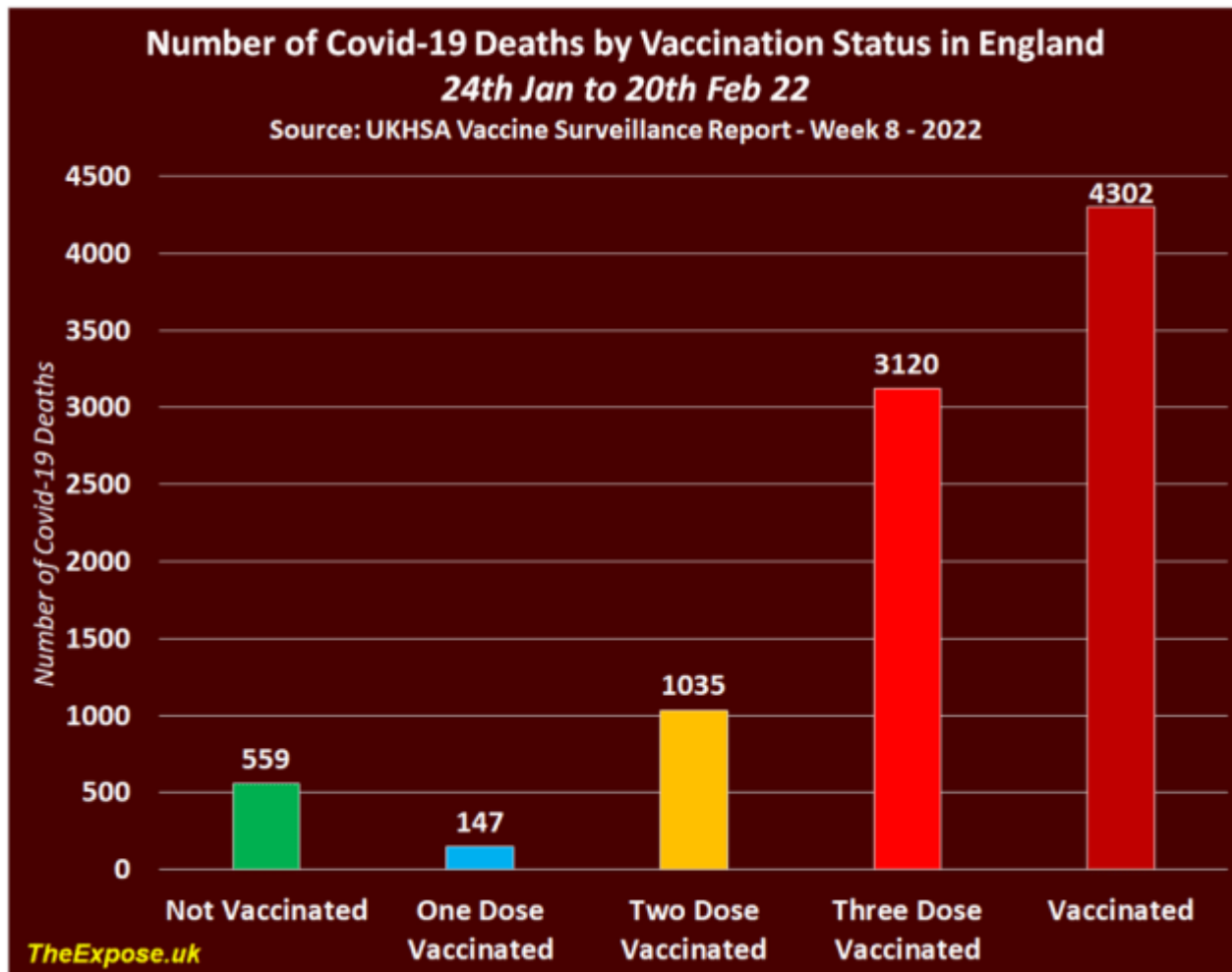
COVID-19 vaccine surveillance report – week 13

(b)

| Death within 60 days of positive COVID-19 test by date of death between week 9 2022 (w/e 6 March 2022) and week 12 2022 (w/e 27 March 2022) | Total** | Unlinked* | Not vaccinated | Received one dose (1 to 20 days before specimen date) | Received one dose, ≥21 days before specimen date | Second dose ≥14 days before specimen date ¹ | Third dose ≥14 days before specimen date ¹ |
|---|---|-----------|----------------|---|--|--|---|
| | [This data should be interpreted with caution. See information below in footnote about the correct interpretation of these figures] | | | | | | |
| Under 18 | 3 | 0 | 2 | 0 | 1 | 0 | 0 |
| 18 to 29 | 15 | 0 | 6 | 0 | 1 | 3 | 5 |
| 30 to 39 | 44 | 0 | 13 | 0 | 4 | 10 | 17 |
| 40 to 49 | 61 | 1 | 11 | 0 | 2 | 18 | 29 |
| 50 to 59 | 155 | 0 | 24 | 0 | 8 | 45 | 78 |
| 60 to 69 | 350 | 1 | 48 | 0 | 16 | 77 | 208 |
| 70 to 79 | 825 | 3 | 72 | 0 | 19 | 120 | 611 |
| 80 or over | 2,614 | 5 | 145 | 2 | 36 | 320 | 2,106 |

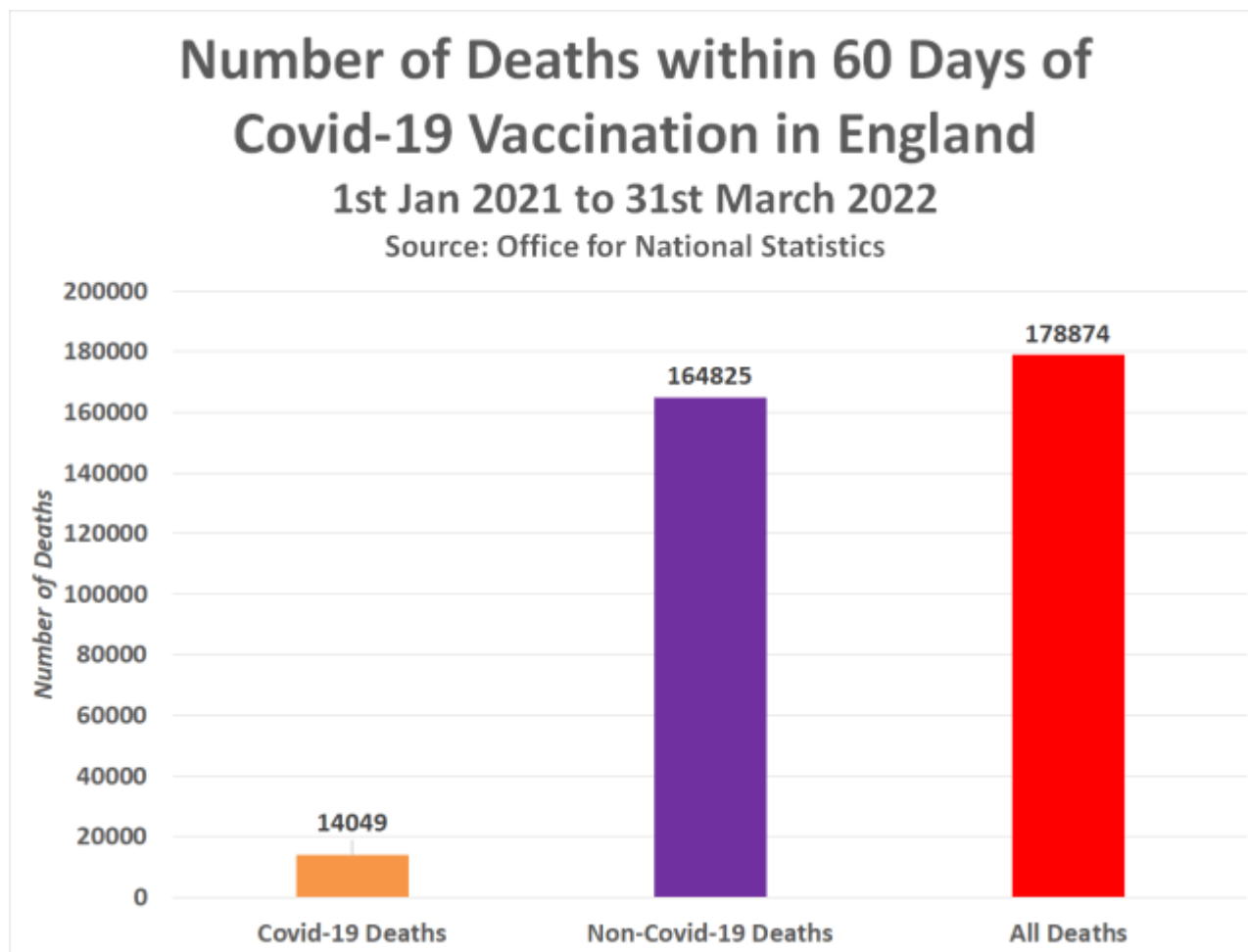
[Source – Page 44](#)

Here’s a chart showing the overall totals by vaccination status of the above figures –



Yes, that does equate to 92% of all Covid-19 deaths in England during March 2022 being among the vaccinated population.

Here's a chart showing the number of deaths within 60 days of Covid-19 vaccination in England between 1st Jan 2021 and 31st March 2022, according to the [Office for National Statistics dataset](#) –



According to the Office for National Statistics between 1st Jan 21 and 31st March 22, a total of 14,049 people died with Covid-19 within 60 days of vaccination, and a total of 168,825 people died of any other cause within 60 days of vaccination. This means that in all, 178,874 people died within 60 days of Covid-19 vaccination between January 2021 and March 2022 in England.

Category

1. Crime-Justice-Terrorism-Corruption
2. Disasters-Crisis-Depopulation-Genocide
3. Health-Wellness-Healing-Nutrition & Fitness
4. Main
5. NWO-Deep State-Dictatorship-Tyrrany

Date Created

04/15/2023