

UK Gov. report admits 18.9 Million people still remain Unvaccinated in England & 50% of the country has refused the Booster but 90% of COVID Deaths since April were among the Triple Vaccinated

## Description

Print PDF Email

**USA: Official figures published by the UK Government prove that the British public is being lied to about the effectiveness of the Covid-19 injections, and the true number of people who have refused them.**

If you rewind to December 2021, you may remember an infamous headline published by Andrew Neil for the Daily Mail that read – ‘It’s time to punish Britain’s five million vaccine refuseniks: They put us all at risk of more restrictions’.

This headline is a beautiful example of how you have been lied to since the very beginning of the alleged Covid-19 pandemic.

Because according to the UK Government, 18.9 million people in England who are eligible for vaccination still remain unvaccinated, and 50% of the country has refused a third dose.

Yet despite this, another UK Government report confirms 94% of Covid-19 deaths have been among the vaccinated since the beginning of April 2022, and a shocking 90% of those deaths were among the triple/quadruple jabbed.

The UK Health Security Agency (UKHSA) replaced Public Health England in the second half of 2021, and is sponsored by the Department for Health and Social Care and headed by Dr Jenny Harries.

The agency has been quietly publishing a weekly report titled ‘[Weekly national Influenza and COVID-19 surveillance report](#)’ that contains mountains of monotonous data. However, hidden deep within that report are the figures for Covid-19 vaccination uptake in England by dose.

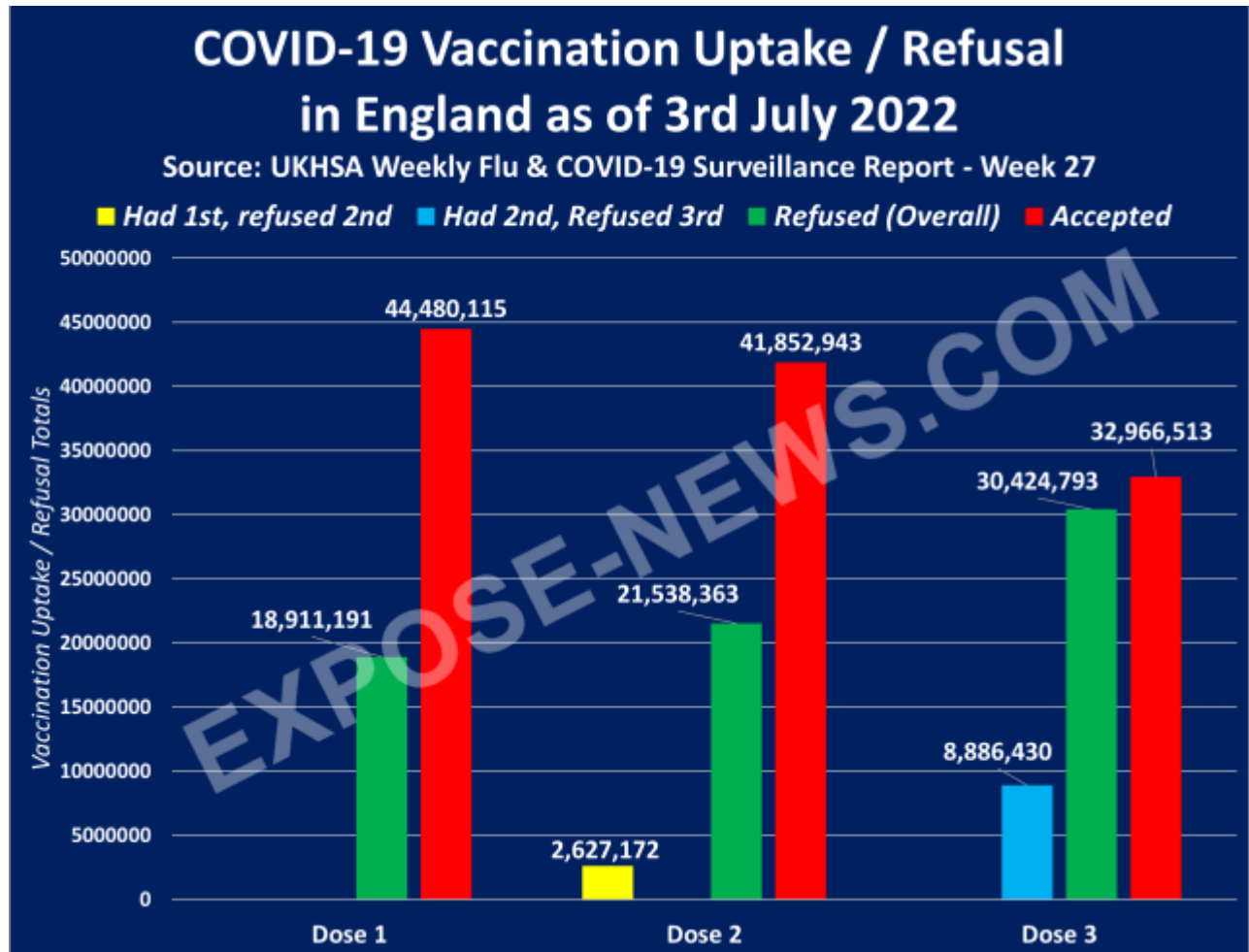
The following table is taken from page 65 of [the week 27 report](#), and shows vaccine uptake in England by age –

**Table 5: Provisional cumulative COVID-19 vaccine uptake by age in England**

NATIONAL	People in NIMS cohort	Vaccinated with at least 1 dose		Vaccinated with at least 2 doses		Vaccinated with at least 3 doses	
		Number vaccinated	% vaccine uptake	Number vaccinated	% vaccine uptake	Number vaccinated	% vaccine uptake
Over 80	2,946,025	2,818,037	95.7	2,800,942	95.1	2,728,187	92.6
75 to under 80	2,355,428	2,256,247	95.8	2,241,256	95.2	2,187,139	92.9
70 to under 75	2,764,825	2,606,724	94.3	2,584,219	93.5	2,496,589	90.3
65 to under 70	2,993,111	2,762,902	92.3	2,731,202	91.2	2,587,759	86.5
60 to under 65	3,628,509	3,291,737	90.7	3,245,874	89.5	2,986,114	82.3
55 to under 60	4,175,254	3,717,033	89.0	3,655,114	87.5	3,277,175	78.5
50 to under 55	4,247,550	3,676,016	86.5	3,599,983	84.8	3,123,017	73.5
45 to under 50	3,956,509	3,240,827	81.9	3,151,206	79.6	2,578,890	65.2
40 to under 45	4,349,072	3,351,970	77.1	3,229,066	74.2	2,485,578	57.2
35 to under 40	4,690,263	3,405,003	72.6	3,243,542	69.2	2,318,112	49.4
30 to under 35	4,895,523	3,410,544	69.7	3,204,714	65.5	2,134,792	43.6
25 to under 30	4,563,841	3,116,966	68.3	2,889,515	63.3	1,808,902	39.6
20 to under 25	3,917,777	2,826,821	72.2	2,561,019	65.4	1,533,070	39.1
18 to under 20	1,390,072	1,017,688	73.2	896,158	64.5	471,217	33.9
16 to under 18	1,393,464	909,897	65.3	698,342	50.1	186,650	13.4
12 to under 16	2,944,954	1,562,882	53.1	1,042,424	35.4	18,355	0.6
5 to under 12	5,084,722	484,810	9.5	24,762	0.5	41	0.0
<b>Total*</b>	<b>63,391,306</b>	<b>44,480,115</b>	<b>70.2</b>	<b>41,852,943</b>	<b>66.0</b>	<b>32,966,513</b>	<b>52.0</b>

[Source Data – Page 65](#)

We've created the following chart based on the figures provided by UKHSA above, showing the total vaccination uptake vs the total vaccination refusal in England per dose –



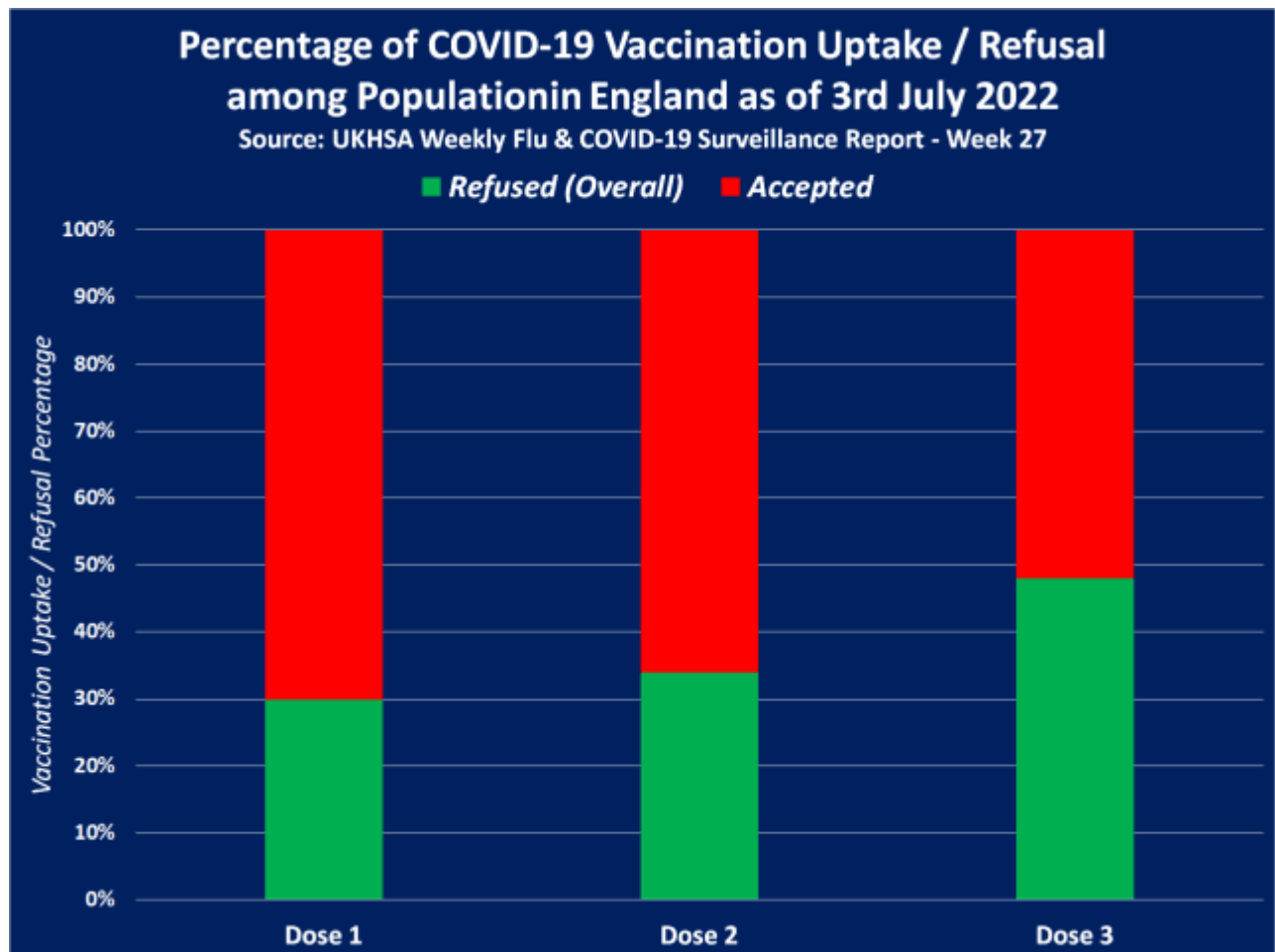
[Source Data – Page 65](#)

According to the UKHA, 44.48 million people have had a single dose, 41.8 million people have had two doses, and 32.9 million people have had three doses as of July 3rd 2022.

According to the UKHSA's own figures, 63.4 million people were eligible for vaccination at this point. Therefore, 18.9 million people have refused the Covid-19 vaccine in England and remain completely unvaccinated.

But on top of this a further 2.6 million have refused a second dose, meaning 21.5 million people are **not** double vaccinated, and 8.9 million people have refused a third dose, meaning 30.4 million people are **not** triple vaccinated.

Here's how those figures equate in terms of percentages –



[Source Data – Page 65](#)

Thirty-percent of the population of England remains completely unvaccinated. 34% of the population of England are **not** double vaccinated. And 50% of the population are **not** triple vaccinated. This means England now has 30.4 million “Vaccine Refuseniks”. A figure that is 500% higher than the 5 million claimed by Andrew Neil in December 2021.

However, whilst these figures may be a cause for celebration for those who felt isolated and thought they were only one of a few who had refused the Covid-19 injection, it is terrible news for those who have succumbed to the lies and propaganda and had three or even four doses of the experimental jab.

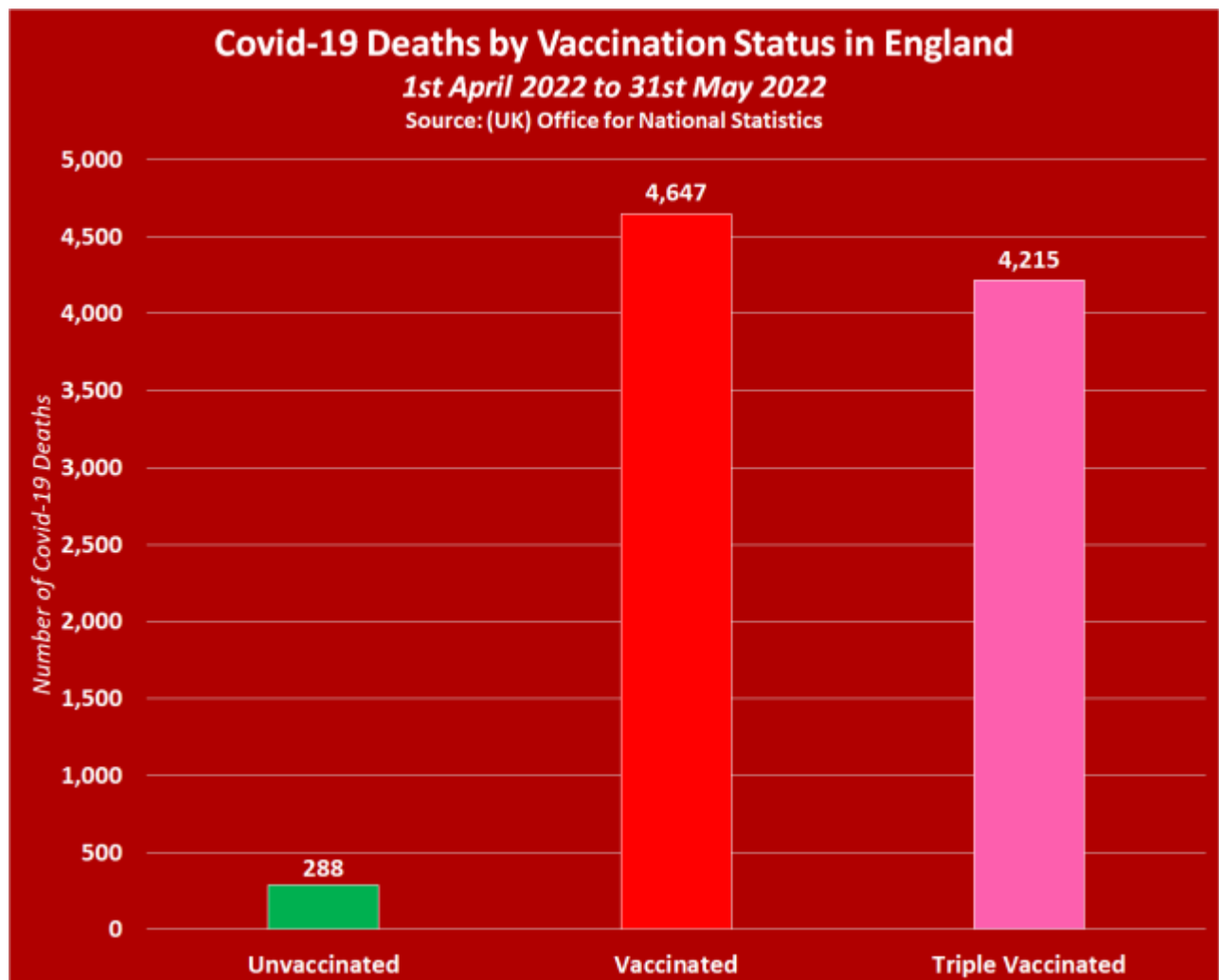
This is because further UK Government data, quietly published just hours before Boris Johnson announced he was resigning as Prime Minister of the UK, reveals 94% of Covid-19 deaths since April have been among the vaccinated, and a shocking 90% of those deaths were among the triple/quadruple jabbed.

A UK Government agency, known as the Office for National Statistics (ONS), has just published data on deaths by vaccination status.

The latest dataset from the ONS is titled ‘[Deaths by Vaccination Status, England, 1 January 2021 to 31 May 2022](#)’, and it can be accessed on the ONS site [here](#), and downloaded [here](#).

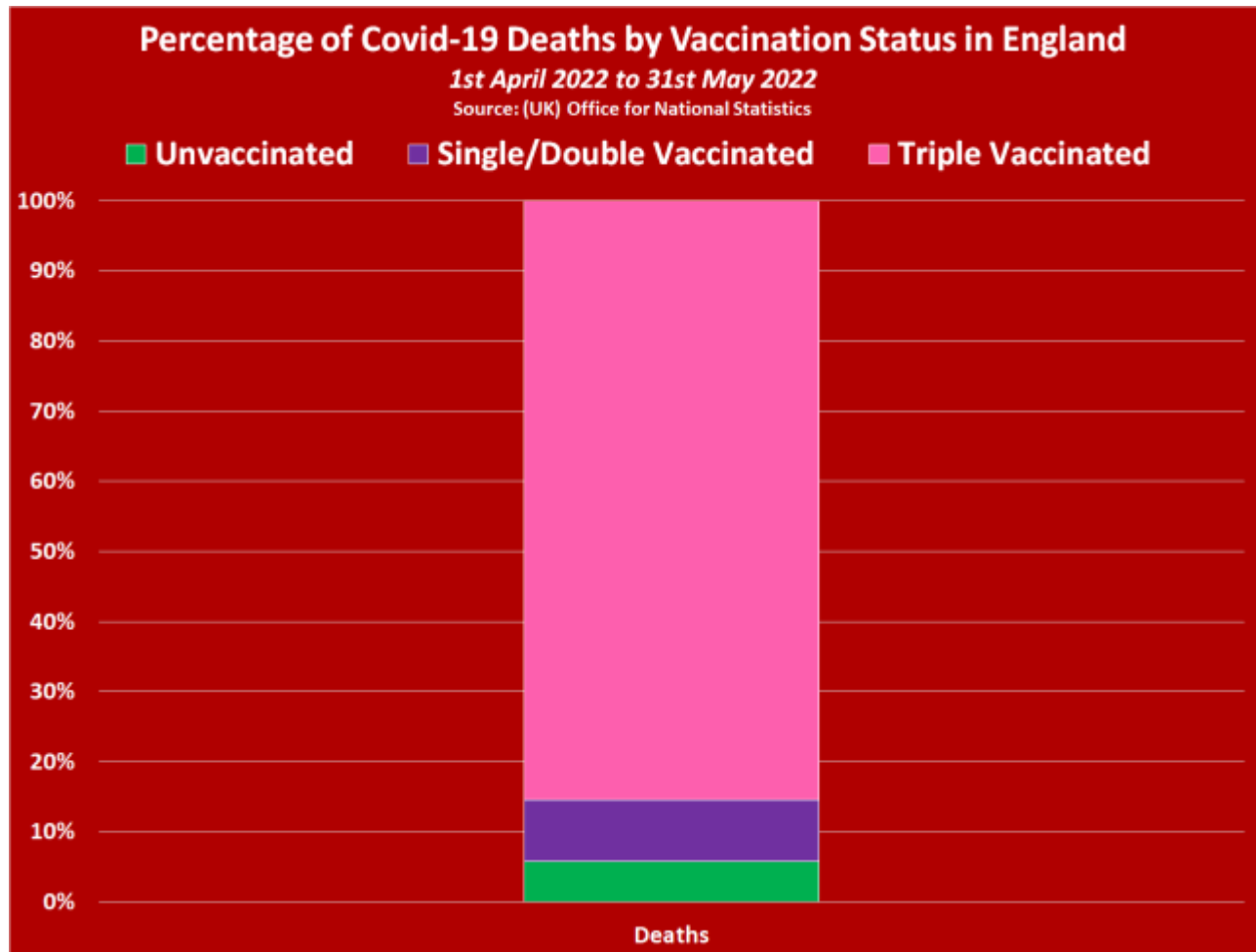
Table 1 of the latest dataet contains figures on the mortality rates by vaccination status for all cause deaths, deaths involving Covid-19, and deaths not involving Covid-19. And it is here that we are able to ascertain the vaccination status of everyone who has died of Covid-19 since the beginning of April 2022.

We've taken the figures provided by the ONS for both April and May 2022, and produced the following chart showing Covid-19 deaths by vaccination status in England between 1st April and 31st May 2022 –



In all, according to the ONS, there were 4,935 Covid-19 deaths over these two months, and the vaccinated population accounted for a shocking 4,647 of those deaths. But what's even more shocking is that the triple vaccinated accounted for 4,216 of those deaths, with just 288 deaths recorded among the unvaccinated population.

The following chart shows the percentage of Covid-19 deaths by vaccination status in England between 1st April and 31st May 2022, according to the latest ONS dataset published just hours before Boris Johnson's resignation –



The quietly published figures reveal that the vaccinated population as a whole accounted for a shocking 94% of all Covid-19 deaths in April and May 2022, with the unvaccinated accounting for just 6% of all Covid-19 deaths.

But the most horrific statistic here is that 90% of the deaths among the vaccinated were among people who had been given at least three doses of a Covid-19 injection, despite the fact just 50% of the population of England has had three doses of the Covid-19 injection.

You have been fed lie, after lie, after lie. There are now up to 30.4 million vaccine refusniks in England alone; not 5 million as was wrongly claimed by Andrew Neil, or 3 million as has been recently claimed in the past few weeks. And the official data proves that if you are one of them, you most definitely made the right decision.

### Category

1. Crime-Justice-Terrorism-Corruption
2. Disasters-Crisis-Depopulation-Genocide
3. Health-Wellness-Healing-Nutrition & Fitness
4. Main
5. NWO-Deep State-Dictatorship-Tyrrany

### Date Created

07/16/2022