

PfizerGate: Tragic Truth behind COVID Vaccines: 50k Brits have Died Suddenly in 8 Months due to Vaccination causing a 5-Month Countdown to Death

Description

 Print  PDF  Email **As the death toll rises, a dark shadow has been cast over Britain.**

Official data reveals that since April 2022, 407,910 deaths have occurred, with 47,379 excess deaths against the 2015-2019 five-year average.

As the investigation deepens, it has become increasingly clear that the Covid-19 vaccines are the most likely cause of the unprecedented loss of life in Britain. The evidence is damning, with a startling correlation between the rollout of the vaccines and the spike in deaths.

We were told the vaccines would bring hope and healing in the midst of an alleged global pandemic. But now, it seems that they have instead brought even more devastation and pain.



The Office for National Statistics has released weekly figures on deaths registered in England and Wales, and [the most recent data](#) reveals a troubling increase.

In the week ending on December 11th, there were 11,694 deaths, with 687 excess deaths against the 2016-2019 + 2021 five-year average and 999 excess deaths against the 2015-2019 five-year average.

While Covid-19 is often blamed for such increases, this time the numbers tell a different story. Out of all the deaths, only 326 were attributed to the alleged disease – a mere 2.8%.

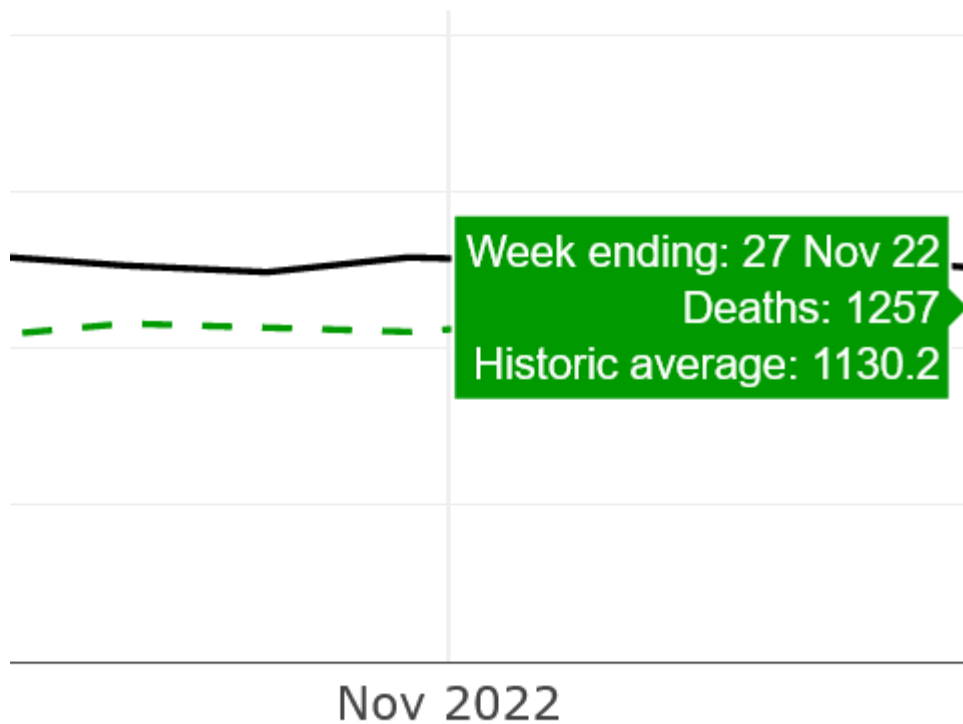
So what is causing this surge in fatalities?

Table 1: Deaths registered in England and Wales, week ending 9 December 2022 (Week 49 2022)

Week 49 2022	England and Wales	England	Wales
Total deaths (all causes)	11,694	10,943	723
Total deaths above 5 year average	687	654	27
Percentage change compared to 5-year average (2016 to 2019 and 2021)	6.2%	6.4%	3.9%
Deaths involving COVID-19	326	295	31
Percentage of deaths involving COVID-19	2.8%	2.7%	4.3%

[Source](#)

Meanwhile, [according to Public Health Scotland \(PHS\)](#), Scotland suffered 1,257 deaths in the week ending 27th November, resulting in 127 excess deaths.



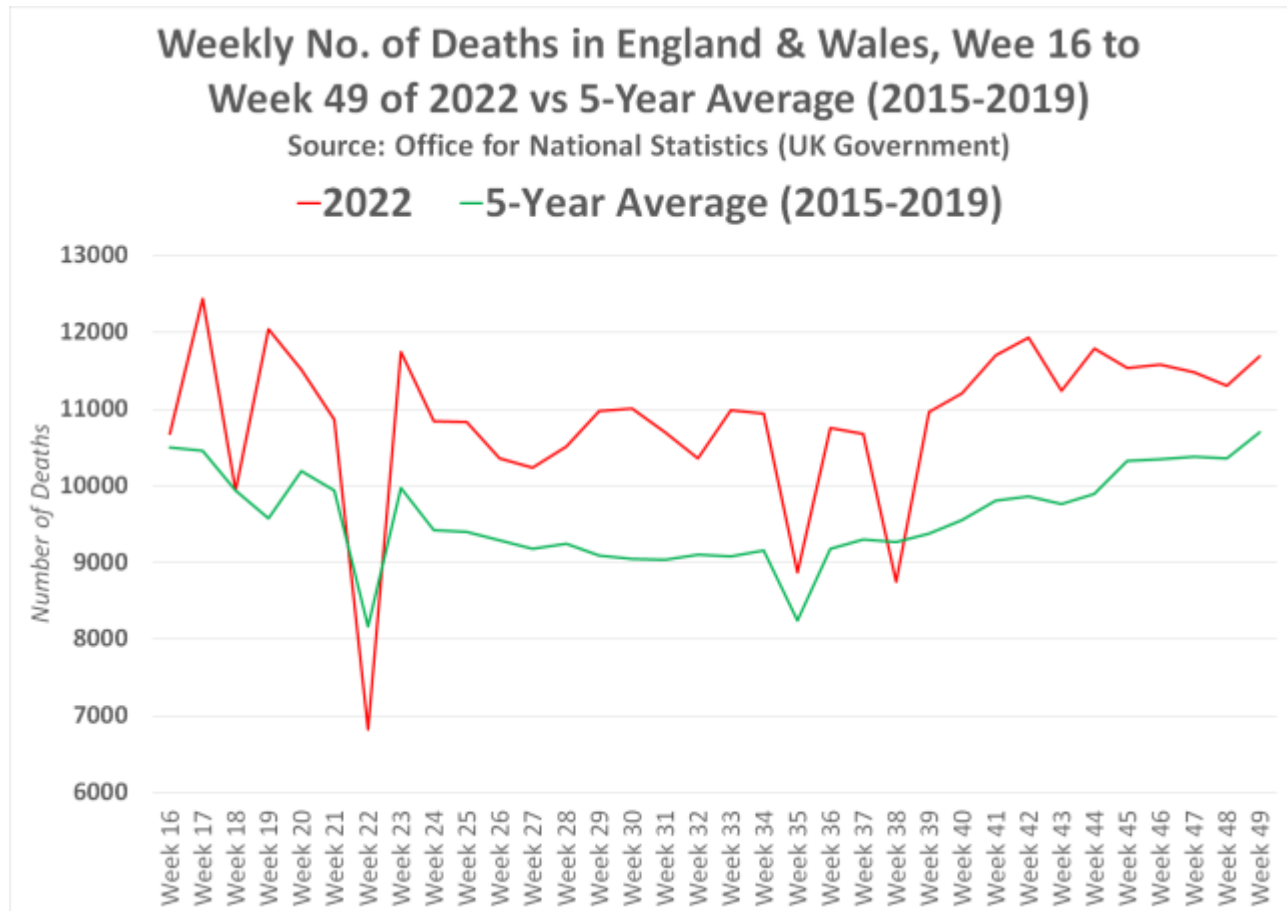
[Source](#)

According to the Office for National Statistics, excess deaths have been occurring in England and Wales on a weekly basis since April 2022. To uncover the full extent of this tragedy, we dug into the data, analyzing the weekly number of deaths over the past six months and comparing them to the five-year average. What we discovered was a disturbing trend, as the chart below reveals.

As we delve deeper into the mystery of the excess deaths occurring in England and Wales, a disturbing possibility comes to light: the Covid-19 vaccines may be to blame.

According to the Office for National Statistics, excess deaths have been occurring on a weekly basis since April 2022, and while the data initially seemed to point to other causes, closer examination reveals a startling correlation between the rollout of the 2021 winter “Booster” shot and the spike in fatalities.

To uncover the full extent of this tragedy, we dug into [the data](#), analysing the weekly number of deaths over the past eight months and comparing them to the 2015-2019 five-year average.



[Source](#)

The chart reveals a disturbing trend, with excess deaths occurring in all but two weeks since April 2022. These two exceptions, it turns out, coincide with the late Queen's Platinum Jubilee and funeral, which would have caused delays in death registrations due to the bank holidays.

But even taking these weeks into account, the data shows an average of 1,268 excess deaths every single week.

The following chart is taken from [Public Health Scotland's Covid-19 Dashboard](#), and it shows the weekly number of deaths compared to the 2015-2019 five-year average –



[Source](#)

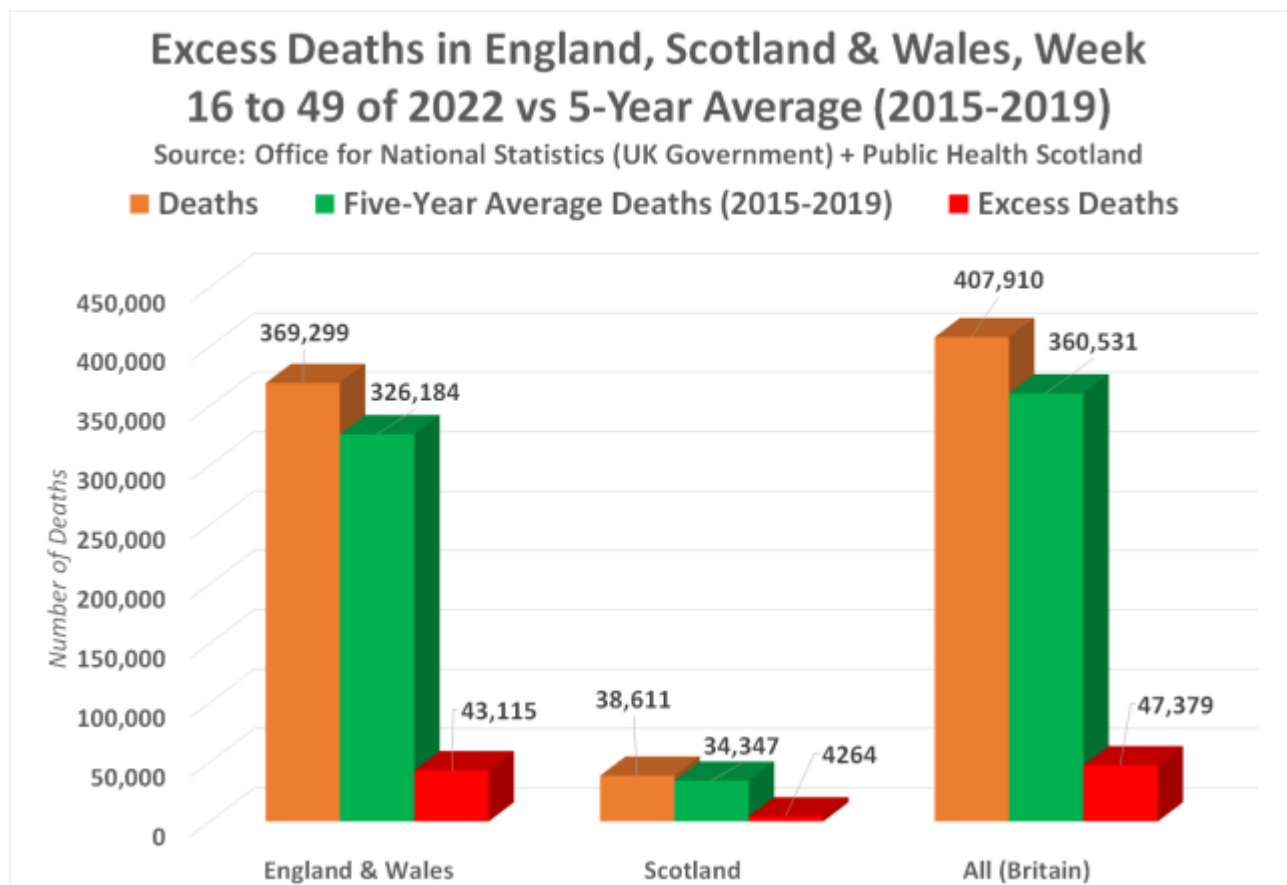
Because the chart doesn't reveal the true picture, we downloaded the death data from the Public Health Scotland Covid-19 Dashboard, which you can also do so [here](#), and calculated the total number

of deaths between week 16 and week 47 of 2022.

According to the data, there were 34,316 deaths during this period in the 2015-2019 five-year average and 38,611 deaths during this period in 2022.

This means Scotland has suffered 4,264 excess deaths against the five-year average over the past 34 weeks.

The following chart shows the overall number of deaths and excess deaths in England, Wales & Scotland –



The five-year average number of deaths in Britain over these 8 months equates to 360,531. Meanwhile, the total number of deaths in 2022 in Britain over these 8 months equates to 407,910. Therefore, Britain has suffered 47,379 excess deaths since the middle of April 2022.

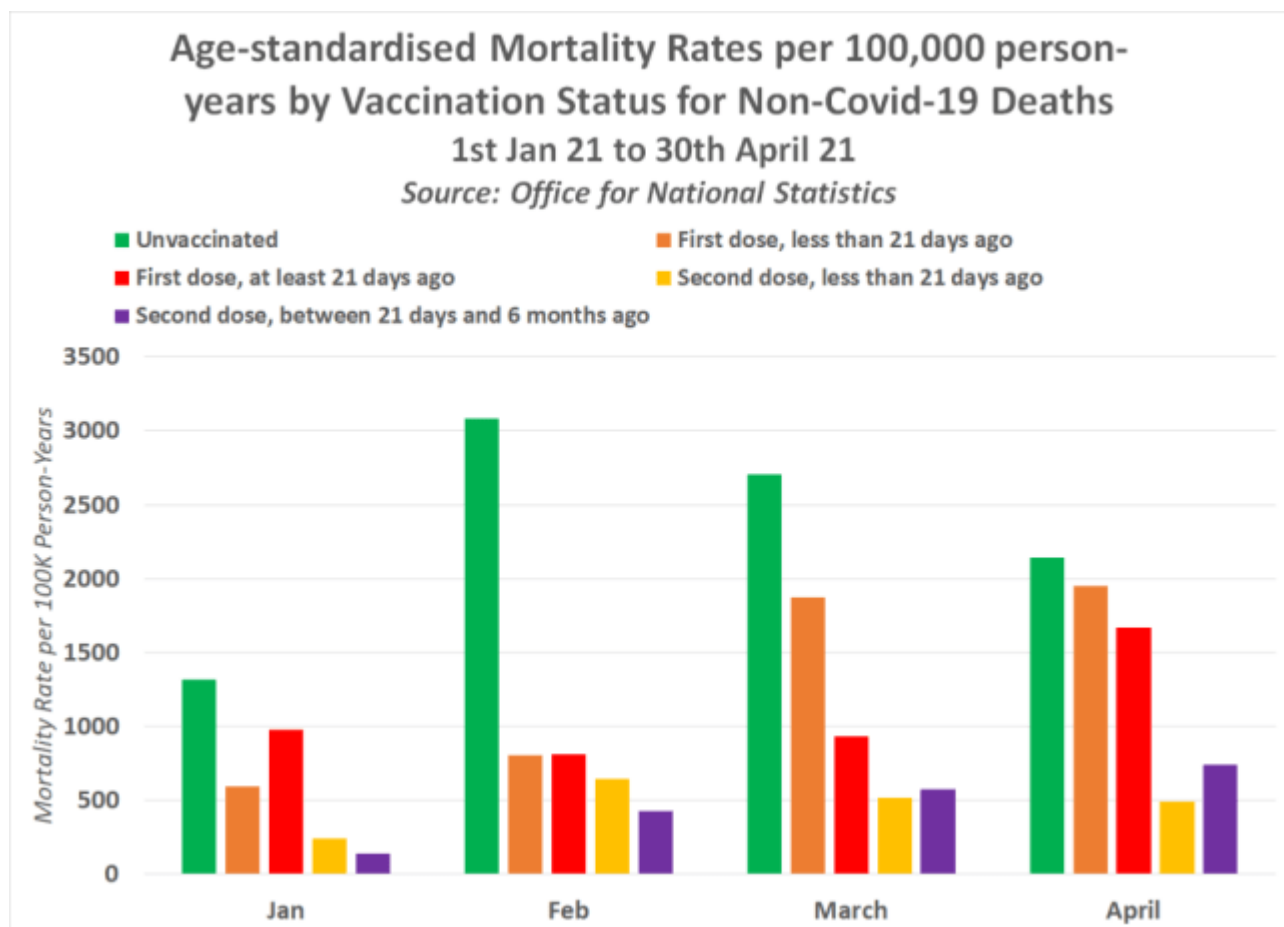
Could it be that the Covid-19 vaccines, which we were told would bring hope and healing, are instead causing unimaginable tragedy?

Well, as our investigation into the excess deaths in the UK deepened, a disturbing pattern emerged.

An analysis of official ONS data reveals that approximately five months after each dose of the Covid-19 vaccine is administered, the mortality rates among the vaccinated rise significantly compared to the unvaccinated in each age group.

The following charts were created using data extracted from table 1 of the Office for National Statistics dataset on 'Deaths by vaccination status (Jan 21 to March 22)' which can be accessed on the ONS website [here](#), and downloaded [here](#).

The first chart shows the age-standardised mortality rates per 100,000 person-years by vaccination status between the 1st January 2021 and the 30th April 2021 –



[Source Data](#)

As you can see, mortality rates were highest among the unvaccinated each month. However, by the end of April 2021, five months after the first Covid-19 injection was administered in the UK, things started to even out among each vaccination group and the unvaccinated.

But look what happened in the following four months.

The first chart shows the age-standardised mortality rates per 100,000 person-years by vaccination status between the 1st May 2021 and the 30th August 2021 –

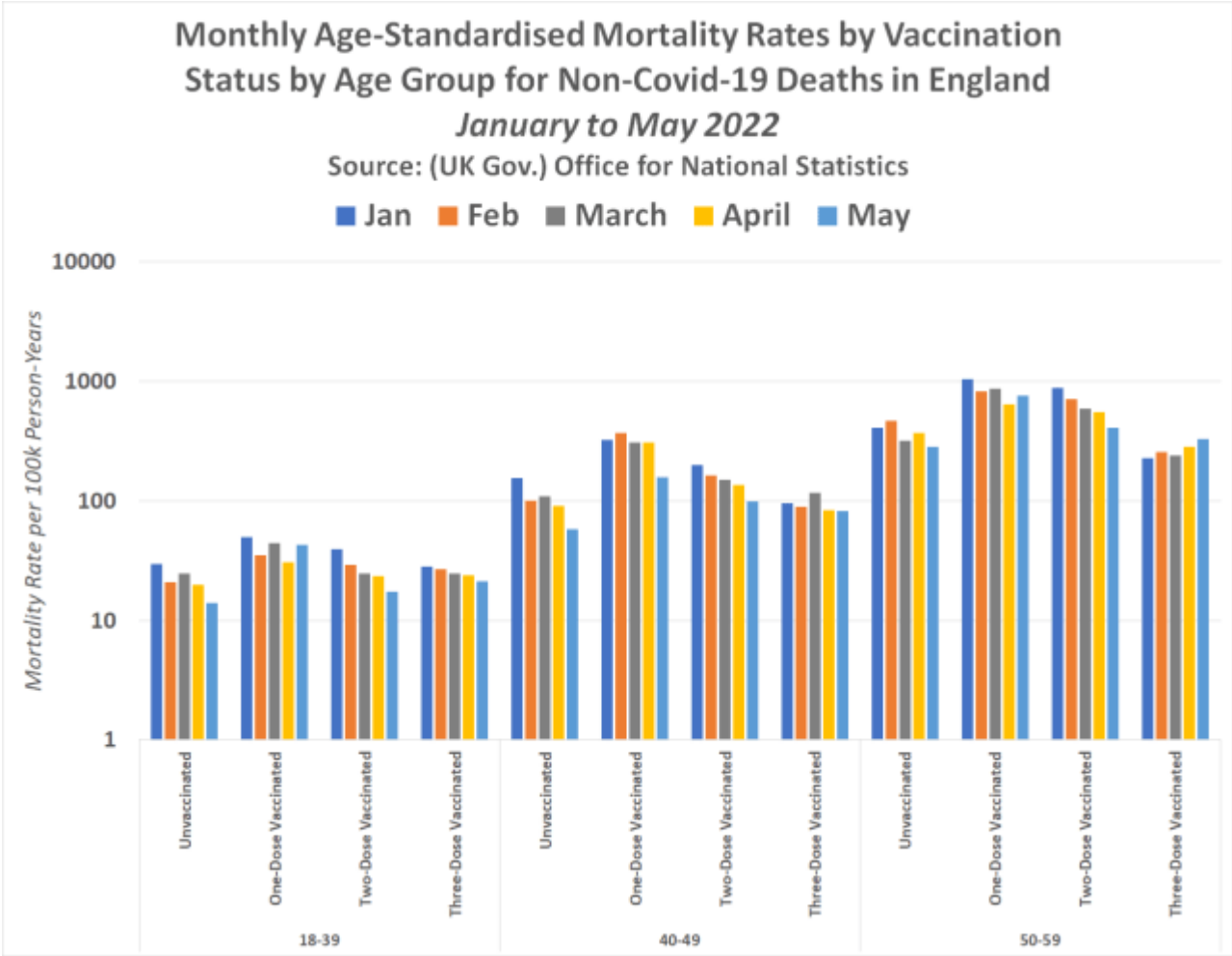


[Source Data](#)

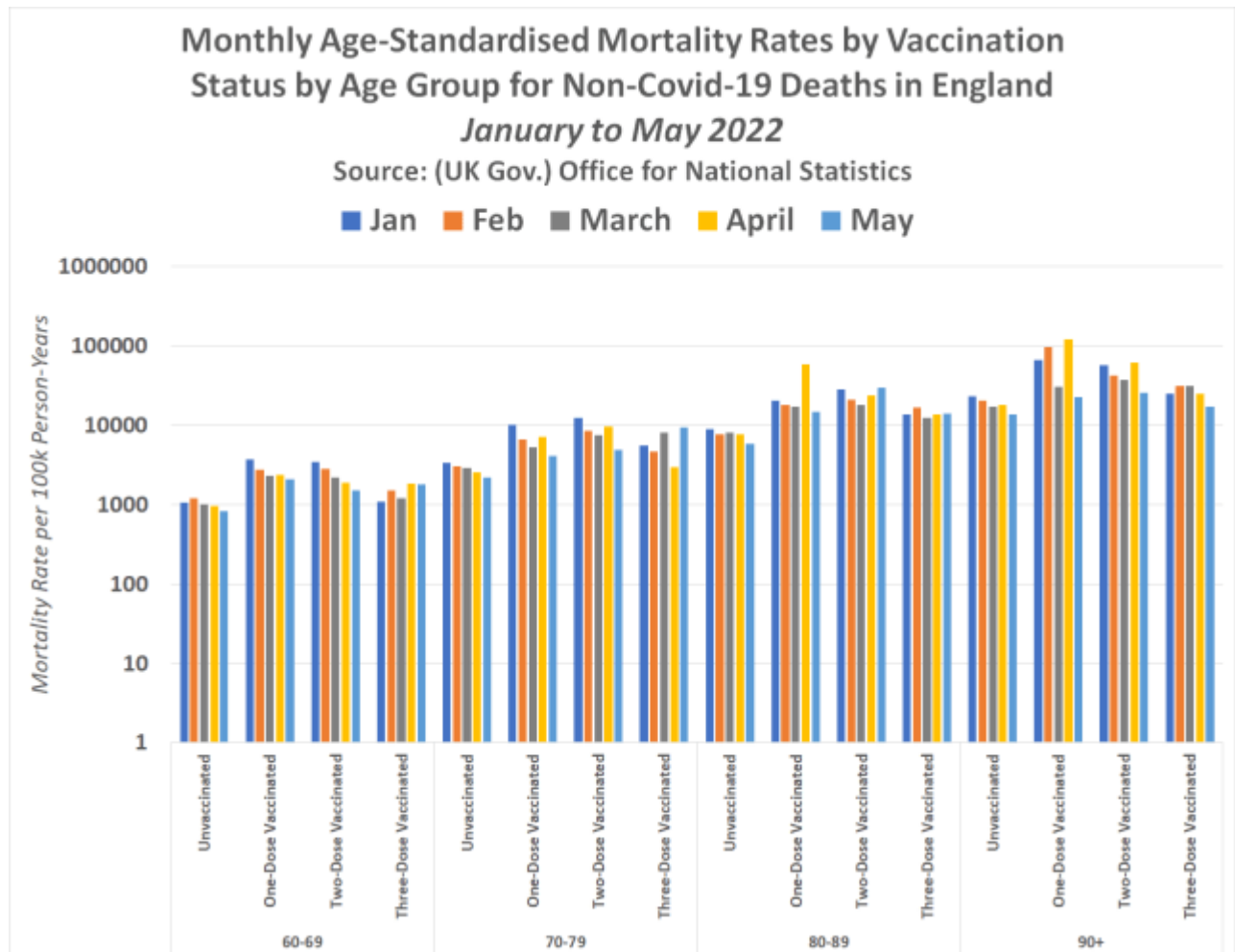
The mortality rate among the vaccinated began to surpass the mortality rate among the unvaccinated significantly. By the end of August 2022, the mortality rate per 100,000 among the unvaccinated was the second lowest among each vaccination group.

Unfortunately, [a follow-up report](#) published by the ONS on 6th July 2022, proves that things did not improve for the vaccinated population.

In fact, things got so bad that by the end of May 2022, mortality rates were lowest among the unvaccinated in every age group in England, and highest among those who received one, two, or three doses of the vaccine.



[Click to enlarge](#)

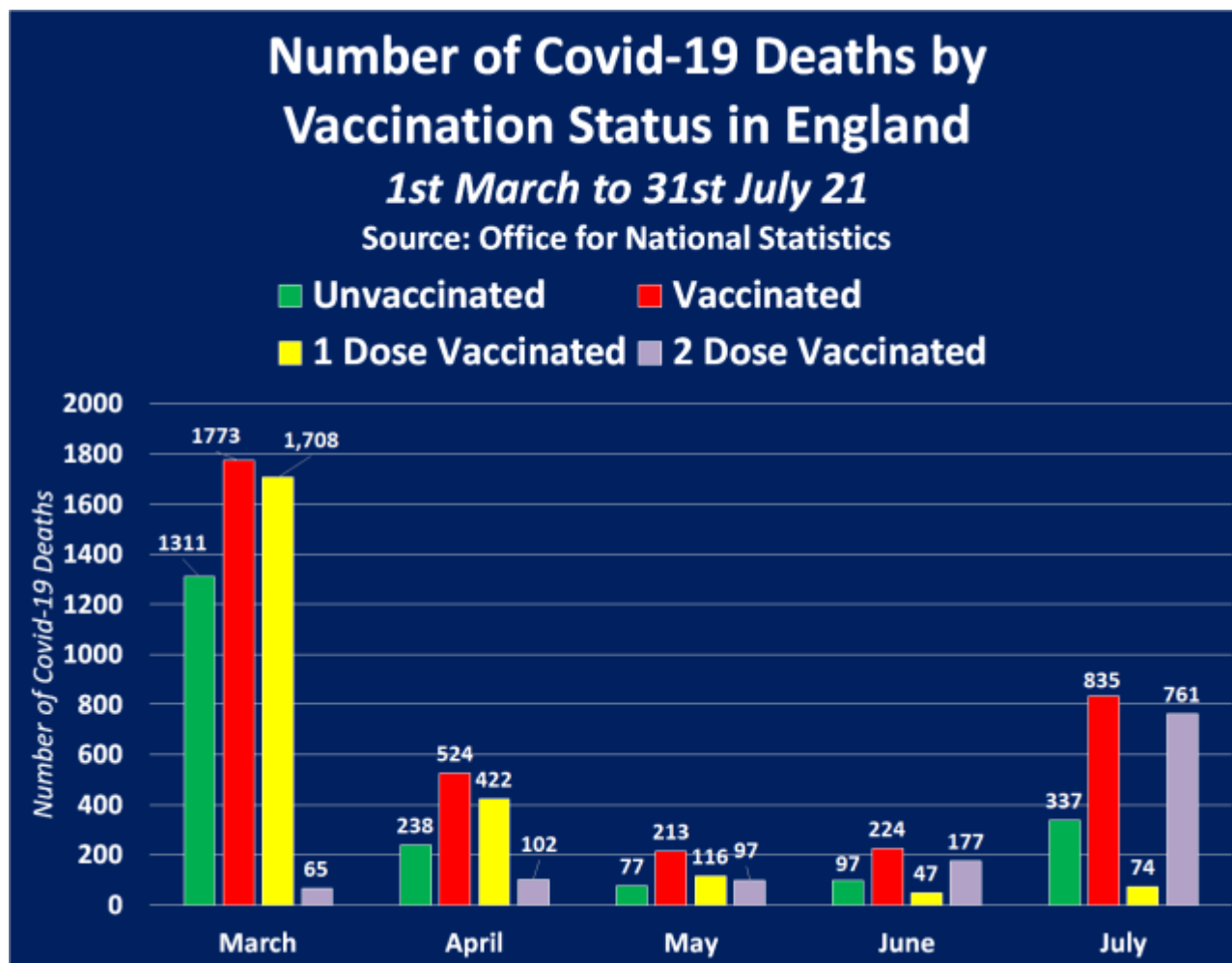


Click to enlarge

A more detailed analysis of the data contained in the above charts can be read [here](#),

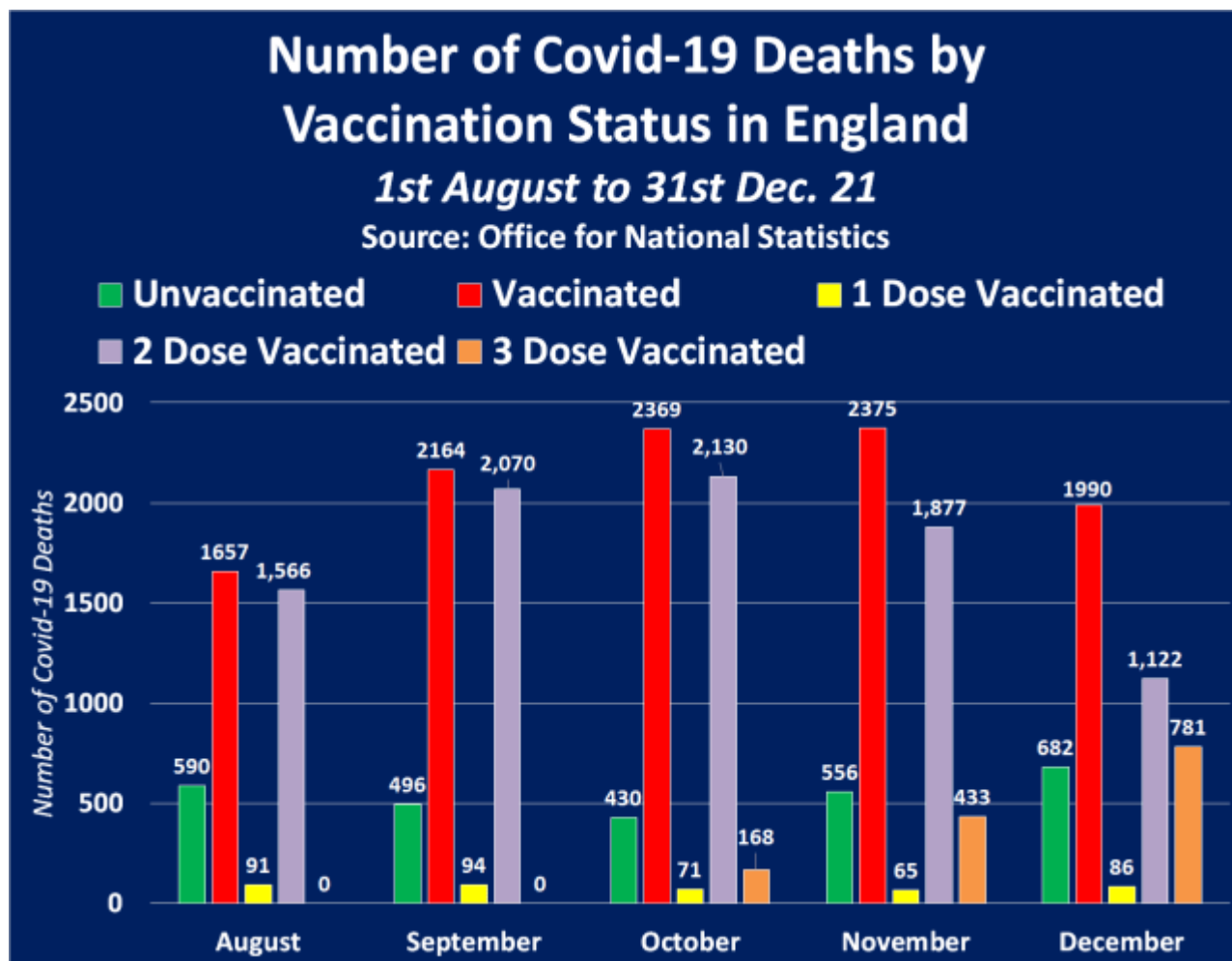
But the pattern doesn't stop there. [The data](#) shows that not only does this pattern persist in all-cause deaths, but each dose of the vaccine also causes a significant increase in Covid-19 deaths.

Between March and July 2021, the vaccinated accounted for the majority of Covid-19 deaths in England, with the one-dose vaccinated accounting for 66% of those deaths.



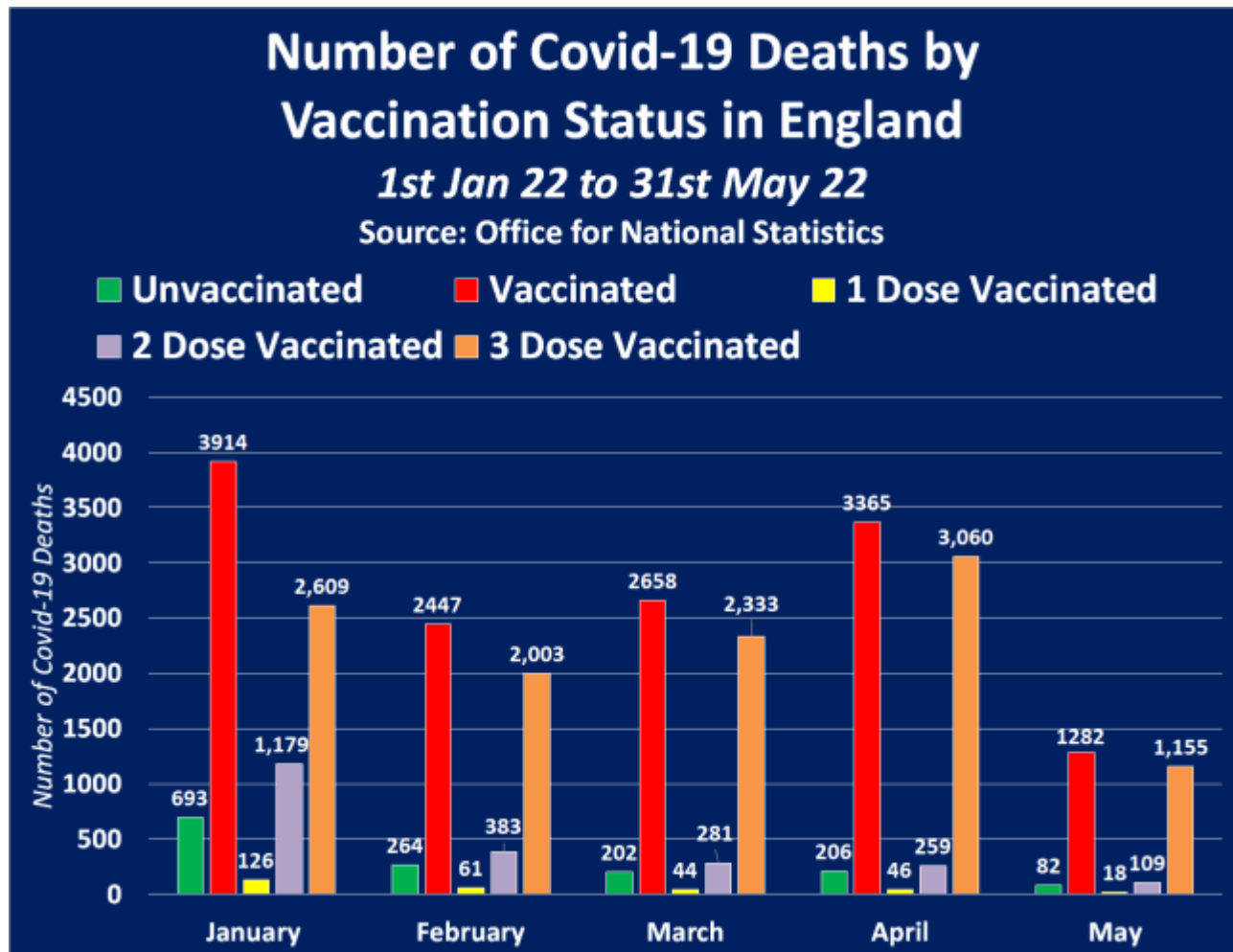
[Source Data](#)

The pattern repeated itself over the next five months, with deaths nearly tripling, and the two-dose vaccinated accounting for the majority of deaths at 83%.



[Source Data](#)

And in the five months between January and May 2022, deaths again increased, with the triple vaccinated accounting for the majority at 82%.



[Source Data](#)

The evidence is clear and undeniable: the vaccines have been and are still killing people, with the deadly consequences being fully realised approximately five months after each vaccination.

This is a tragedy of epic proportions,

Category

1. Crime-Justice-Terrorism-Corruption
2. Disasters-Crisis-Depopulation-Genocide
3. Health-Wellness-Healing-Nutrition & Fitness
4. Main
5. NWO-Deep State-Dictatorship-Tyranny

Date Created

12/27/2022