



New Study & Confidential Pfizer Docs. prove COVID “Vaccine Shedding” has been and still is occurring with dangerous consequences

Description


 Print  PDF  Email

A new study conducted by scientists at the University of Colorado confirms the vast majority of humanity have had absolutely no choice in the matter of whether they wish to get the Covid-19 injection or not because the vaccinated have been transmitting antibodies generated by the injections through aerosols.

The findings should however come as no surprise, because a confidential Pfizer document had already confirmed exposure to the mRNA injections was perfectly possible by skin-to-skin contact and breathing the same air as someone who had been given the Covid-19 jab.

They also unfortunately add weight to the claims made by Dr Phillipe van Welbergen, who demonstrated that graphene, an alleged undisclosed ingredient of the Covid-19 injections, is being transmitted from the vaccinated to the not-vaccinated and destroying red blood cells and causing dangerous blood clots.

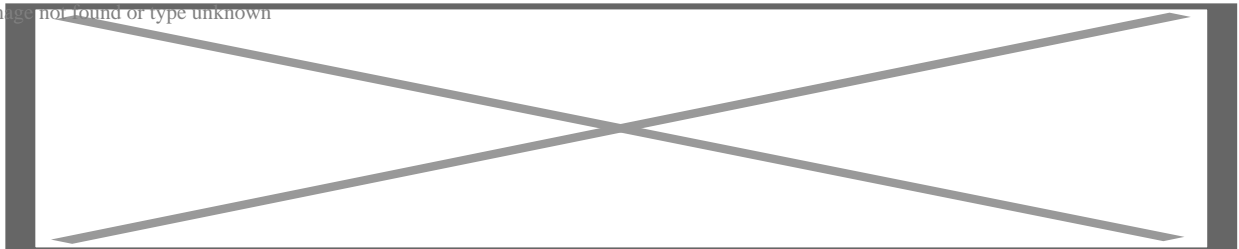
Image not found or type unknown



The latest study, titled '[Evidence for Aerosol Transfer of SARS-CoV2-specific Humoral Immunity](#)', and published 1st May 2022, was conducted by the following scientists for the University of Colorado –

- Ross M. Kedl, Elena Hsieh,
- Thomas E. Morrison,
- Gabriela Samayoa-Reyes,
- Siobhan Flaherty,
- Conner L. Jackson,
- Rosemary Rochford.

Image not found or type unknown



The abstract of the study reads as follows –

Despite the obvious knowledge that infectious particles can be shared through respiration, whether other constituents of the nasal/oral fluids can be passed between hosts has surprisingly never even been postulated, let alone investigated.

The circumstances of the present pandemic facilitated a unique opportunity to fully examine this provocative idea. The data we show provides evidence for a new mechanism by which herd immunity may be manifested, the aerosol transfer of antibodies between immune and non-immune hosts.

And here are the study authors main findings –


The extended mandates for mask wearing in both social and work environments provided a unique opportunity to evaluate the possibility of aerosolized antibody expiration from vaccinated individuals.

Utilizing a flow cytometry-based Multiplex Microsphere Immunoassay (MMIA) to detect SARS-CoV-2-specific antibodies ([Fig 1A and B](#)) [4-5](#) and a method previously used to elute antibody from rehydrated dried blood spots (DBS), we identified anti-SARS-CoV-2 specific antibodies eluted from surgical face masks worn by vaccinated lab members donated at the end of one workday.

Consistent with the results reported by others, we identified both IgG and IgA in saliva from vaccinated individuals ([Fig 1C and D](#)). It was therefore not surprising to detect both IgG and IgA following elution of antibody from face masks ([Fig 1C and D](#)).

Given these observations, we hypothesized that droplet/aerosolized antibody transfer might occur between individuals, much like droplet/aerosolized virus particles can be exchanged by the same route.

Image not found or type unknown




[Source](#)

This means Covid-19 vaccine shedding is perfectly possible when we take into account [a study performed on behalf of Pfizer](#)

in Japan.

The [study](#) observed the distribution of the Covid-19 injection in the bodies of Wister Rats over a period of 48 hours. One of the most concerning findings from the study is the fact that the Pfizer injection accumulates in the ovaries over time. The highest concentration was noted in the liver. But it also accumulates in the salivary glands on the skin.

Image not found or type unknown



[Source](#)

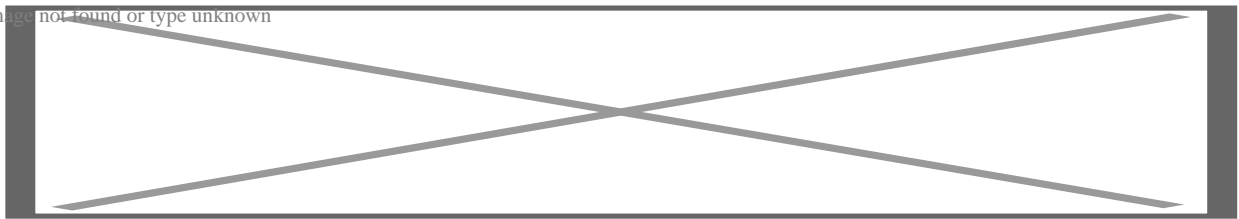
It is not known if the injection continues to accumulate after 48 hours due to observations being stopped after this amount of time in the study. But these results coupled with the first study above tell us that for a minimum of 48 hours, an unvaccinated person is at risk of being exposed to the Covid-19 injection if they breathe the same air as or touch the skin of a person who has been vaccinated.

This should however come as no surprise because Pfizer admitted as much in their '[A PHASE 1/2/3, PLACEBO-CONTROLLED, RANDOMIZED, OBSERVER-BLIND, DOSE-FINDING STUDY TO EVALUATE THE SAFETY, TOLERABILITY, IMMUNOGENICITY, AND EFFICACY OF SARS-COV-2 RNA VACCINE CANDIDATES AGAINST COVID-19 IN HEALTHY INDIVIDUALS](#)' document.

The document contains a whole section covering the possibility of 'mRNA vaccine shedding' in which it is possible for those who have been in close proximity of someone who has had the Pfizer mRNA jab to suffer an adverse reaction.

In section 8.3.5 of the document it describes how exposure during pregnancy or breastfeeding to the Pfizer mRNA jab during the trials should be reported to Pfizer Safety within 24 hours of investigator awareness. This is strange because pregnant women / new mothers were and are not part of the safety trials. So how can they be exposed?


Image not found or type unknown



[Source](#)

Well Pfizer confirms that exposure during pregnancy can occur if a female is found to be pregnant and is environmentally exposed to the vaccine during pregnancy. The document states that environmental exposure during pregnancy can occur if a female family member or healthcare provider reports that she is pregnant after having being exposed to the study intervention by **inhalation** or **skin contact**. Or if a male family member or healthcare provider who has been exposed to the study intervention by inhalation or skin contact then exposes his female partner prior to or around the time of conception.

Image not found or type unknown



[Source](#)

In Layman's terms Pfizer are admitting in this document that it is possible to expose another human being to the mRNA Covid vaccine just by breathing the same air or touching the skin of the person who has been vaccinated.

All of this makes the findings of Dr. Philippe van Welbergen all the more concerning.

Dr. Philippe van Welbergen ("Dr. Philippe"), Medical Director of [Biomedical Clinics](#), was one of the first to warn the public of the damage being caused to people's blood by Covid injections by releasing images last year of blood samples under the microscope.

At [the beginning of July 2021](#), Dr. Philippe, was interviewed and explained that when his patients started complaining about chronic fatigue, dizziness, memory issues, even sometimes paralysis and late onset of heavy menstruation (women in their 60s upwards), he took blood samples.

Their blood had unusual tube-like structures, some particles which lit up and many damaged cells. Few healthy cells were visible. Until three months earlier, he had never seen these formations in blood.

Then in February 2022, Dr. Philippe presented images of his latest blood slides and explained what the images show. His slides show that vaccine-free patients have been "infected" with vaccine toxins through shedding, including what is claimed to be graphene.

A full review of his slides can be viewed [here](#). But here's a short clip of his presentation –

What Dr. Philippe van Welbergen demonstrated is that the graphene being injected into people is organising and growing into larger fibres and structures, gaining magnetic properties or an electrical

charge and the fibres are showing indications of more complex structures with striations.

He also demonstrated that “shards” of graphene are being transmitted from “vaccinated” to vaccine-free or unvaccinated people destroying their red blood cells and causing blood clots in the unvaccinated.

It would appear there was never any need to waste an extortionate amount of tax payers money on propaganda to coerce the public into getting the Covid-19 injections. Because the tax payer never had a choice in the matter. All they had to do was breathe.

Category

1. Disasters-Crisis-Depopulation-Genocide
2. Health-Wellness-Healing-Nutrition & Fitness
3. Main
4. Science-Tech-AI-Medical & Gen. Research

Date Created

05/11/2022