

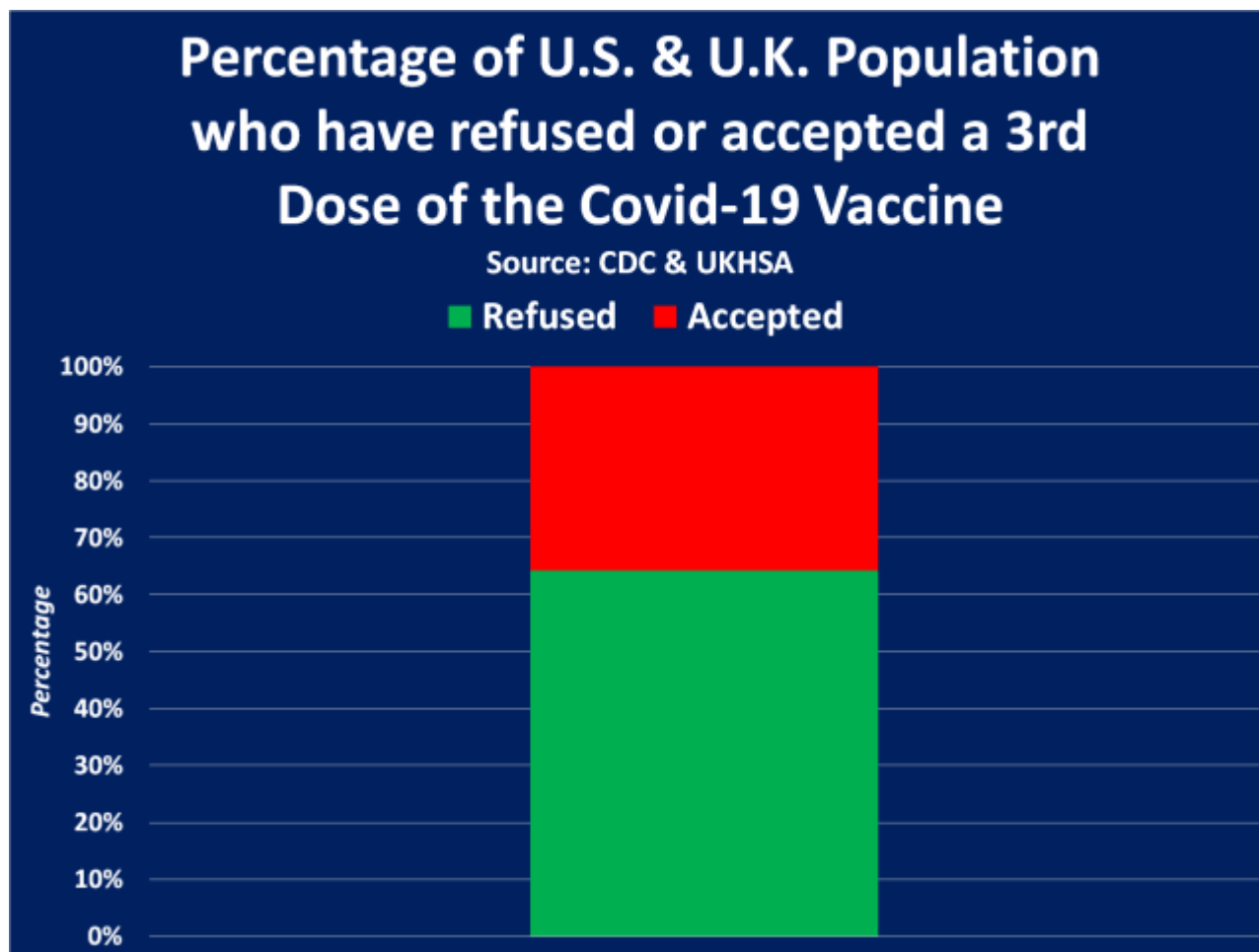
Government data reveals 254 million “Vaccine Refuseniks” across USA & UK as 3 in every 5 people refuse a single or further dose of the Covid-19 Vaccine

Description

USA Print PDF Email

/UK: The authorities will never admit it, especially when you consider the fact they have donated billions of taxpayers’ money to Big Pharma, but it looks like we have won.

Because official Government data coming out of both the USA and United Kingdom reveals there are now at least 254 million “vaccine refuseniks” in both countries, with approximately 3 in every 5 people either refusing a first, second, or third dose of the Covid-19 vaccine.



As of August 25th, 2022, the Centers for Disease Control (CDC) provides [the following data](#) on Covid-19 vaccinations in the United States –

Data for Dose 1

At Least One Dose	Fully Vaccinated	First Booster Dose	Second Booster Dose
Vaccinated People	Count		Percent of US Population
Total	262,323,837		79%
Population ≥ 5 Years of Age	261,212,944		83.7%
Population ≥ 12 Years of Age	250,352,181		88.3%
Population ≥ 18 Years of Age	232,513,018		90%
Population ≥ 65 Years of Age	57,419,405		95%

[Source](#)

Date for Dose 2

At Least One Dose	Fully Vaccinated	First Booster Dose	Second Booster Dose
Fully Vaccinated* People	Count		Percent of US Population
Total	223,684,995		67.4%
Population ≥ 5 Years of Age	223,418,511		71.5%
Population ≥ 12 Years of Age	214,686,136		75.7%
Population ≥ 18 Years of Age	199,425,873		77.2%
Population ≥ 65 Years of Age	50,387,953		92%

[Source](#)

Data for Dose 3

At Least One Dose	Fully Vaccinated	First Booster Dose	Second Booster Dose
People with a First Booster Dose**		Count	Percent of Fully Vaccinated*
Total		108,217,633	48.4%
Population ≥ 5 Years of Age		108,215,940	48.4%
Population ≥ 12 Years of Age		107,072,503	49.9%
Population ≥ 18 Years of Age		102,706,251	51.5%
Population ≥ 65 Years of Age		35,545,012	70.5%

[Source](#)

Data for Dose 4

At Least One Dose	Fully Vaccinated	First Booster Dose	Second Booster Dose
People with a Second Booster Dose***		Count	Percent of People with a First Booster Dose
Population ≥ 50 Years of Age		21,431,103	33.2%
Population ≥ 65 Years of Age		14,351,561	40.4%

[Source](#)

We've created the following chart based on the figures provided by the CDC above, showing the total vaccination uptake vs the total vaccination refusal in the USA per dose –

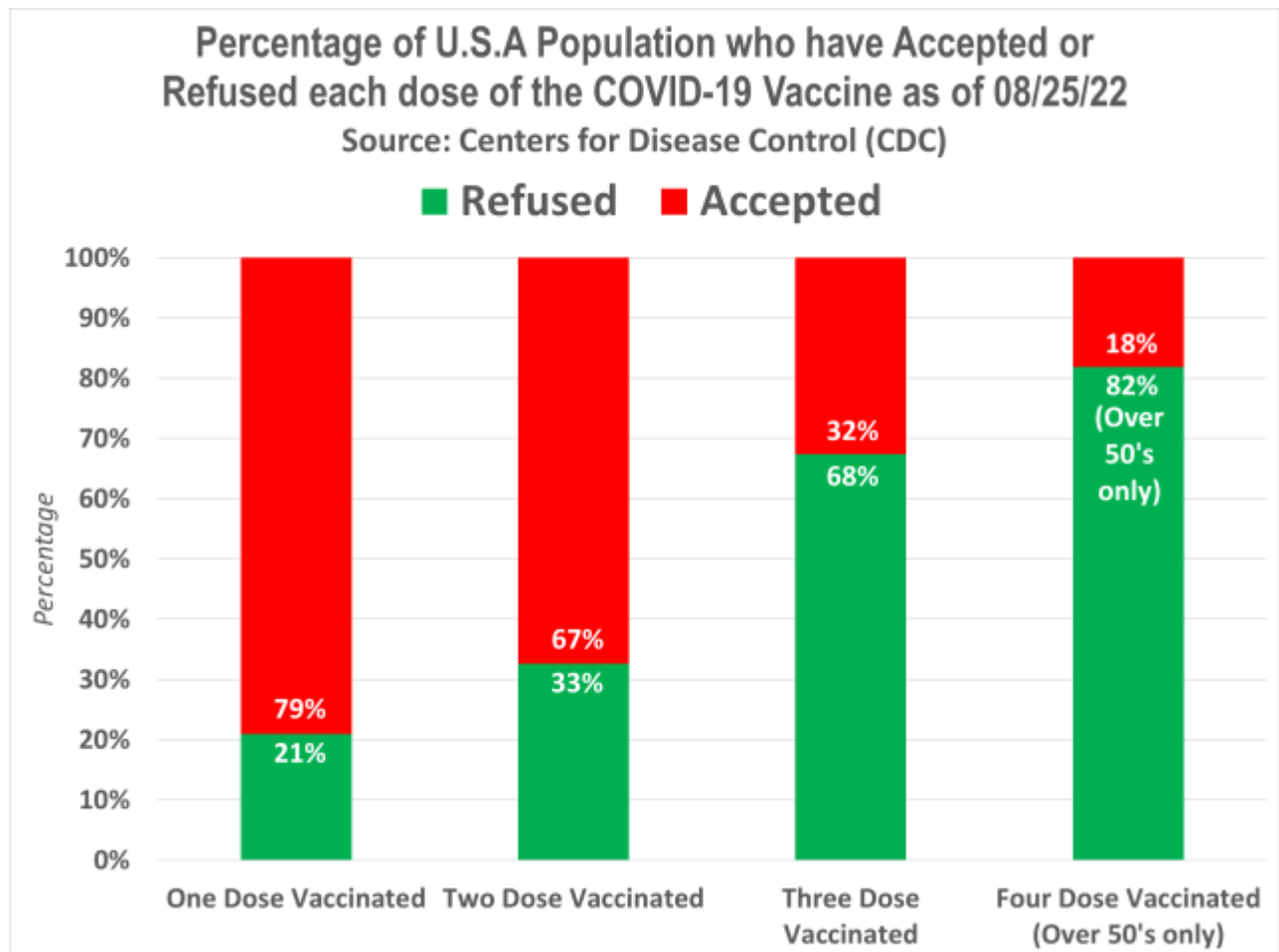


According to the CDC, 262 million people have had a single dose, 223.6 million people have had a second dose, and 108 million people have had a third dose as of August 25th, 2022.

This means on top of the 69.7 million people who are unvaccinated, a further 38.7 million people who had the first dose refused the second dose, and a further 115.4 million people who had the second dose refused the third dose.

It also appears many of the over 50's have now decided enough is enough when it comes to getting a fourth dose of the Covid-19 injection. According to the CDC, of the 118.4 million people over the age of 50 in the USA ([source](#)), just 21.4 million have come forward to get a "second booster" dose. This means 96.9 million have so far refused.

Here's how those figures equate in terms of percentages –



According to the CDC, 21% of the population of the USA have refused the first dose, 33% have refused the second dose, and 68% have refused the third dose. Whilst of those eligible for a fourth dose, 82% have so far refused to come forward and get it.

Based on the numbers for the third dose, this means at least 7 in every 10 Americans are now refusing to partake in the largest experiment ever conducted on humanity.

Meanwhile, in the UK, we're seeing much of the same.

The UK Health Security Agency (UKHSA) replaced Public Health England in the second half of 2021, and is sponsored by the Department for Health and Social Care and headed by Dr Jenny Harries.

The agency has been quietly publishing a weekly report titled '[Weekly national Influenza and COVID-19 surveillance report](#)' that contains mountains of monotonous data. However, hidden deep within that report are the figures for Covid-19 vaccination uptake in England by dose.

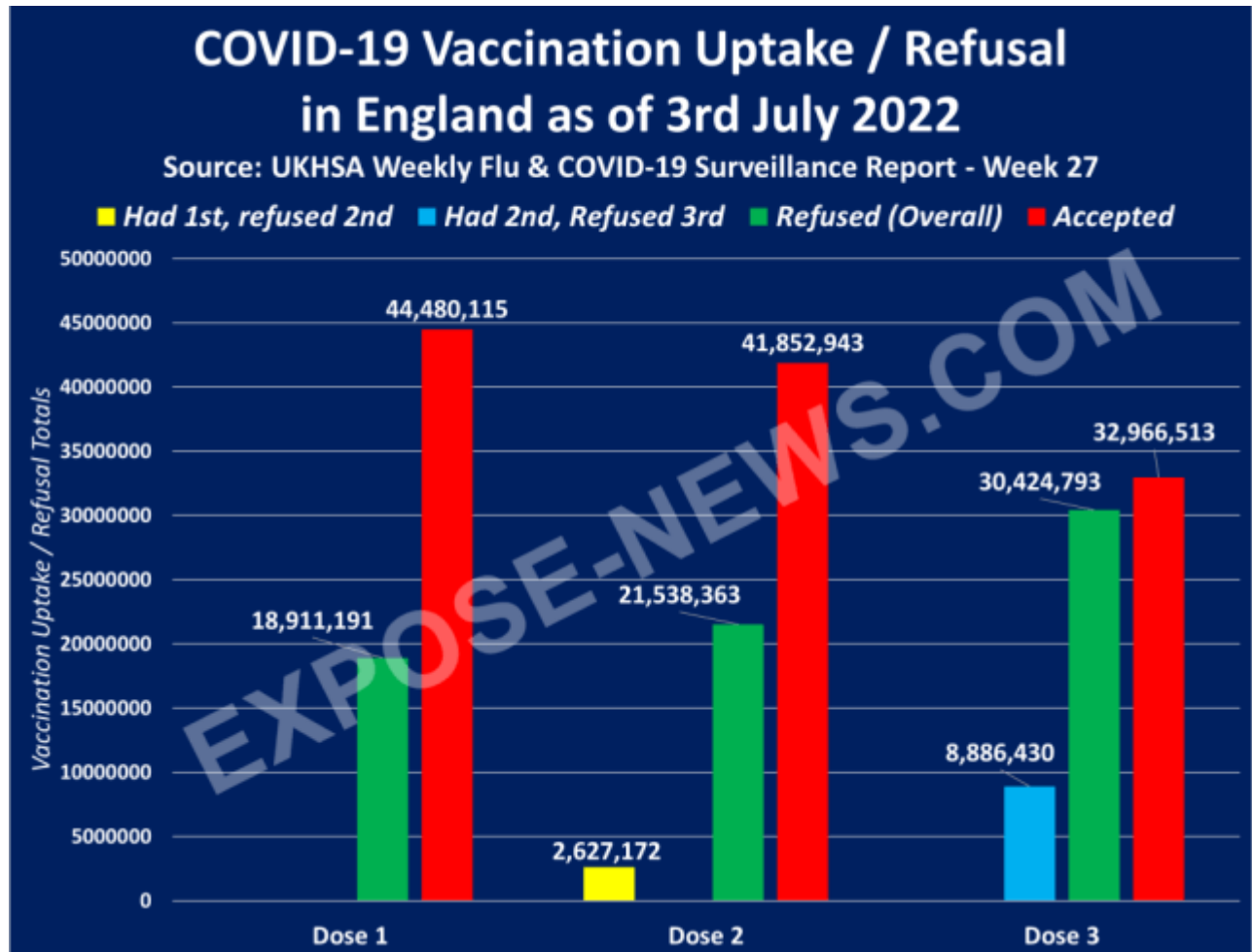
The following table is taken from page 65 of [the week 27 report](#), and shows vaccine uptake in England by age –

Table 5: Provisional cumulative COVID-19 vaccine uptake by age in England

NATIONAL	People in NIMS cohort	Vaccinated with at least 1 dose		Vaccinated with at least 2 doses		Vaccinated with at least 3 doses	
		Number vaccinated	% vaccine uptake	Number vaccinated	% vaccine uptake	Number vaccinated	% vaccine uptake
Over 80	2,946,025	2,818,037	95.7	2,800,942	95.1	2,728,187	92.6
75 to under 80	2,355,428	2,256,247	95.8	2,241,256	95.2	2,187,139	92.9
70 to under 75	2,764,825	2,606,724	94.3	2,584,219	93.5	2,496,589	90.3
65 to under 70	2,993,111	2,762,902	92.3	2,731,202	91.2	2,587,759	86.5
60 to under 65	3,628,509	3,291,737	90.7	3,245,874	89.5	2,986,114	82.3
55 to under 60	4,175,254	3,717,033	89.0	3,655,114	87.5	3,277,175	78.5
50 to under 55	4,247,550	3,676,016	86.5	3,599,983	84.8	3,123,017	73.5
45 to under 50	3,956,509	3,240,827	81.9	3,151,206	79.6	2,578,890	65.2
40 to under 45	4,349,072	3,351,970	77.1	3,229,066	74.2	2,485,578	57.2
35 to under 40	4,690,263	3,405,003	72.6	3,243,542	69.2	2,318,112	49.4
30 to under 35	4,895,523	3,410,544	69.7	3,204,714	65.5	2,134,792	43.6
25 to under 30	4,563,841	3,116,966	68.3	2,889,515	63.3	1,808,902	39.6
20 to under 25	3,917,777	2,826,821	72.2	2,561,019	65.4	1,533,070	39.1
18 to under 20	1,390,072	1,017,688	73.2	896,158	64.5	471,217	33.9
16 to under 18	1,393,464	909,897	65.3	698,342	50.1	186,650	13.4
12 to under 16	2,944,954	1,562,882	53.1	1,042,424	35.4	18,355	0.6
5 to under 12	5,084,722	484,810	9.5	24,762	0.5	41	0.0
Total*	63,391,306	44,480,115	70.2	41,852,943	66.0	32,966,513	52.0

[Source Data – Page 65](#)

We've created the following chart based on the figures provided by UKHSA above, showing the total vaccination uptake vs the total vaccination refusal in England per dose –



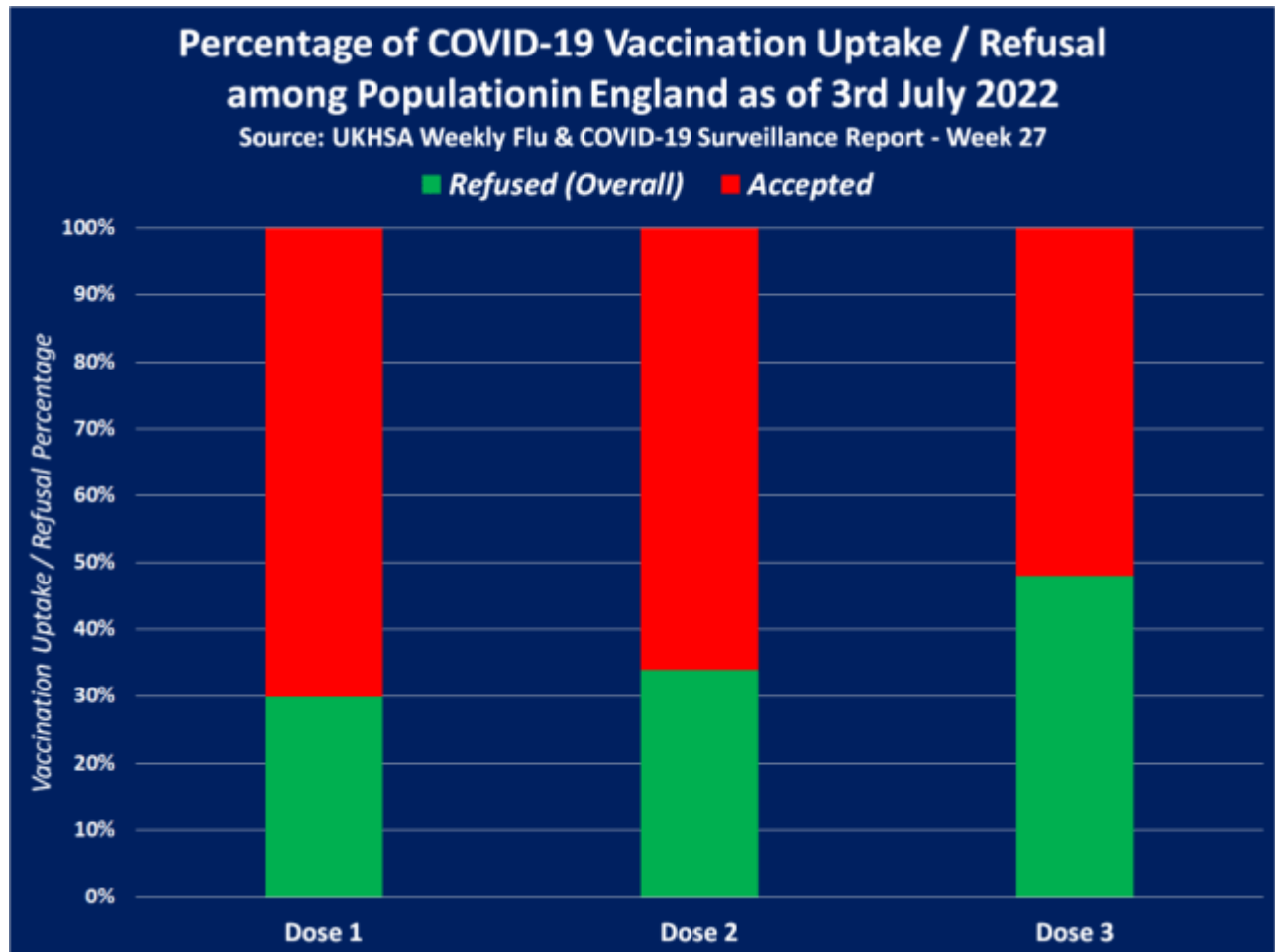
[Source Data – Page 65](#)

According to the UKHA, 44.48 million people have had a single dose, 41.8 million people have had two doses, and 32.9 million people have had three doses as of July 3rd 2022.

According to the UKHSA's own figures, 63.4 million people were eligible for vaccination at this point. Therefore, 18.9 million people have refused the Covid-19 vaccine in England and remain completely unvaccinated.

But on top of this, a further 2.6 million have refused a second dose, meaning 21.5 million people are **not** double vaccinated, and 8.9 million people have refused the third dose, meaning 30.4 million people are **not** triple vaccinated.

Here's how those figures equate in terms of percentages –



[Source Data – Page 65](#)

Based on the numbers for the third dose, this means 1 in every 2 Brits is now refusing to partake in the largest experiment ever conducted on humanity.

When we combine the figures with the USA, this equated to 3 in every 5 people now refusing to get any more Covid-19 injections.

This suggests more than half of the population has finally woken up to the propaganda and lies they have been fed since early 2020 in regards to Covid-19.

We have won.

Category

1. Crime-Justice-Terrorism-Corruption
2. Disasters-Crisis-Depopulation-Genocide
3. Health-Wellness-Healing-Nutrition & Fitness
4. Main
5. NWO-Deep State-Dictatorship-Tyrrany

Date Created

08/26/2022