



Fully Vaccinated Prone To Developing Acquired Immunodeficiency Syndrome

Description

The mRNA injections produced by Moderna, Pfizer, etc. all directly meddle with immune system functions. Based on government supplied data, they are now being linked with acquired immunodeficiency syndrome. Watch Big Pharma and their hoard of fact checking trolls jump on this with screams of denial and feigned outrage. ? TN Editor

Something is very wrong, and it is because of the Covid-19 injections.

All around the world, Governments are publishing official data that all show the same thing. Those same Governments however are not willing to explain why.

Instead, they are quietly publishing data in the hope that it will get swept under the carpet whilst they have you distracted by war in Ukraine and worrying about the cost of living; a crisis created by Government policy.

But with the publication of confidential Pfizer documents, Governments around the world are running out of places to hide, and if these worrying trends continue, they will be forced to admit the Covid-19 injections are either causing Antibody-Dependent Enhancement or something much worse... Acquired Immunodeficiency Syndrome.

Whilst rare, it is perfectly possible for a medication or drug to cause Acquired Immunodeficiency Syndrome, and data published by Public Health Scotland, the New Zealand Ministry of Health, the Government of Canada, the UK Health Security Agency, the Office for National Statistics, and the U.S. Centers for Disease Control strongly suggests the Covid-19 injections should be added to the list.

How else can Governments around the world explain the fact the fully vaccinated are more likely to be infected with Covid-19, more likely to be hospitalised with Covid-19, and more likely to die of Covid-19 than the unvaccinated?

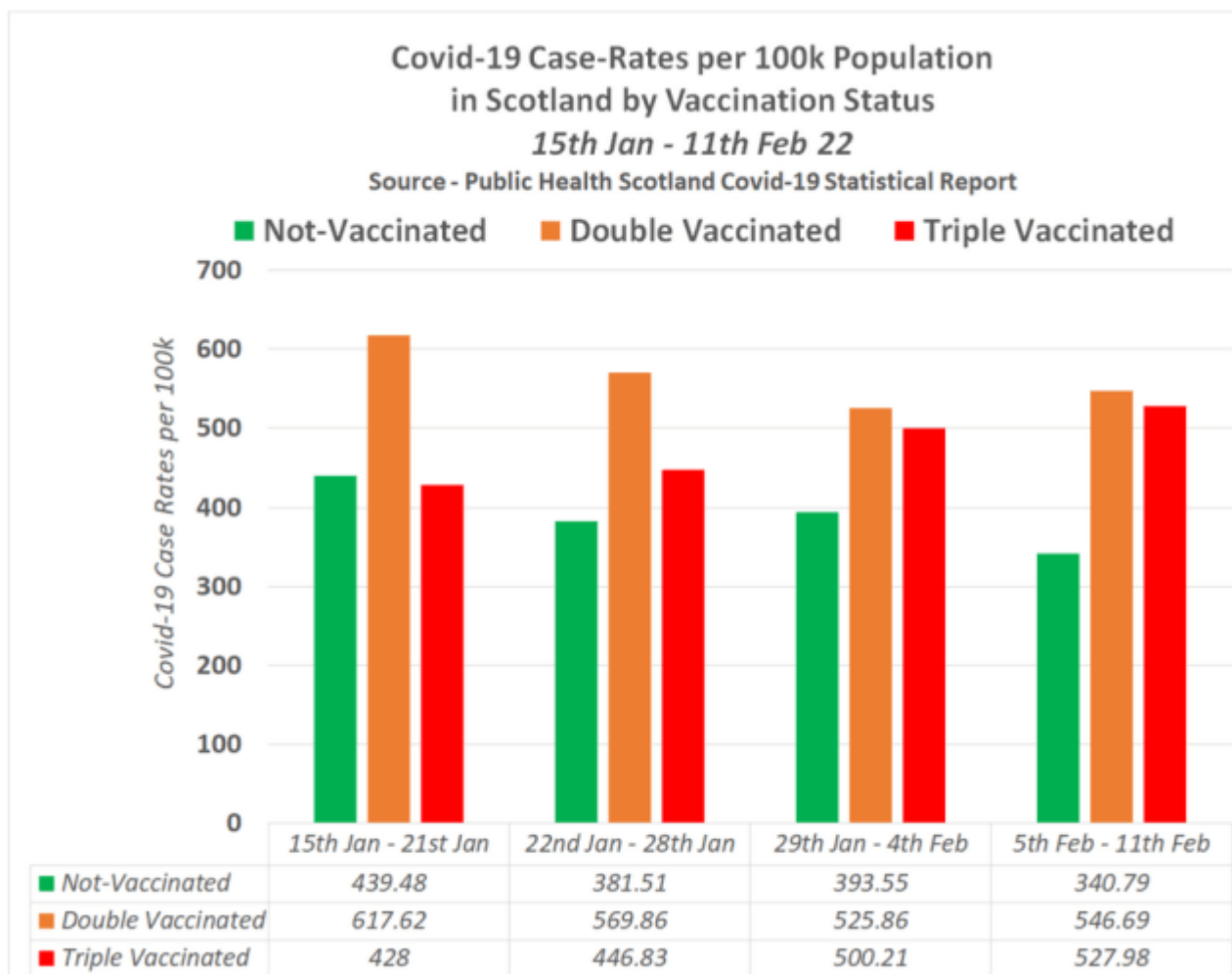
How else can Governments around the world explain the huge rise in all-cause mortality rates among the fully vaccinated compared to the unvaccinated?

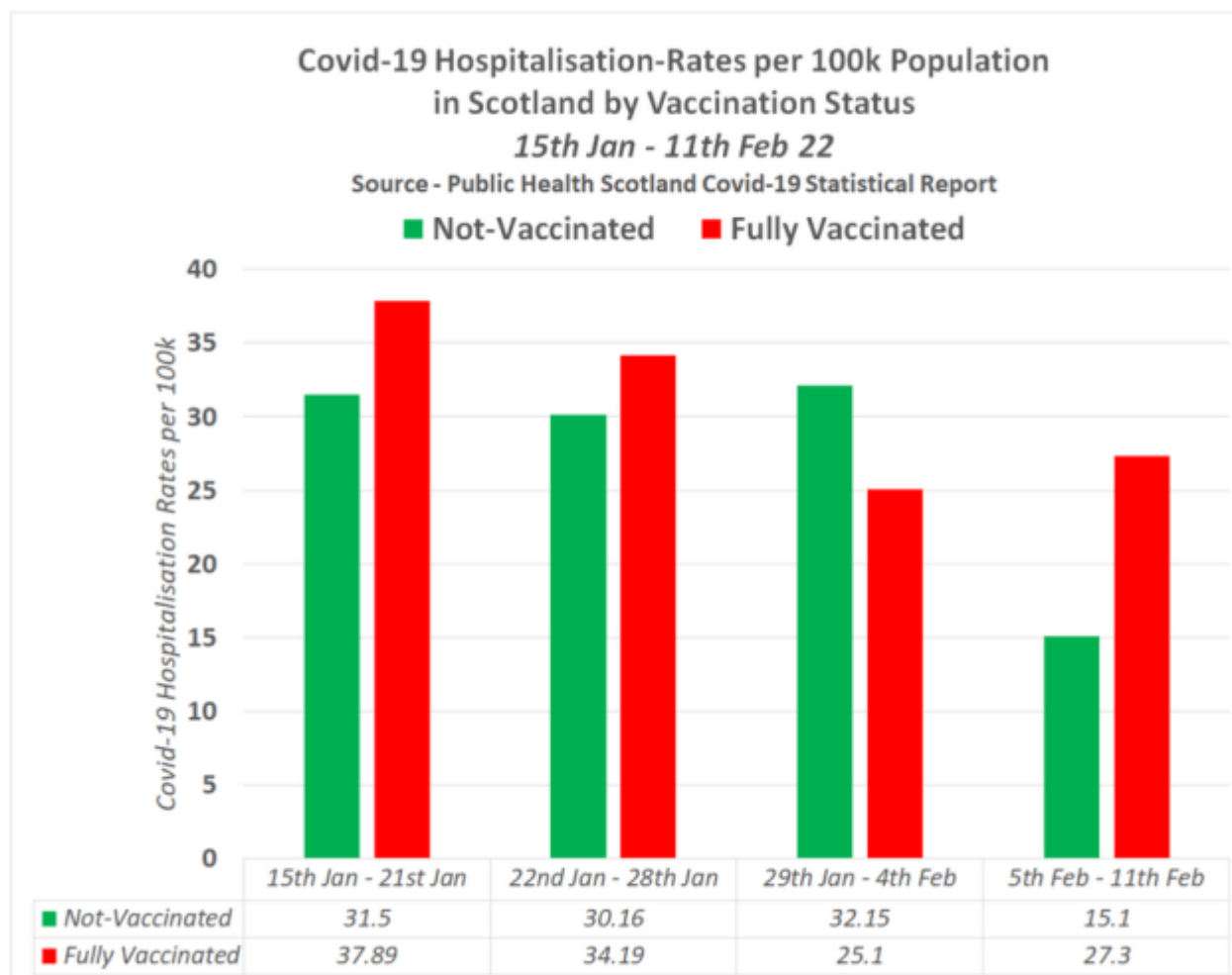
How else can Governments around the world explain the 1,145% to 33,715% increase in AIDS-related diseases, cancers and infections reported to the U.S. Centers for Disease Control's Vaccine Adverse Event Reporting System **in 2021**?

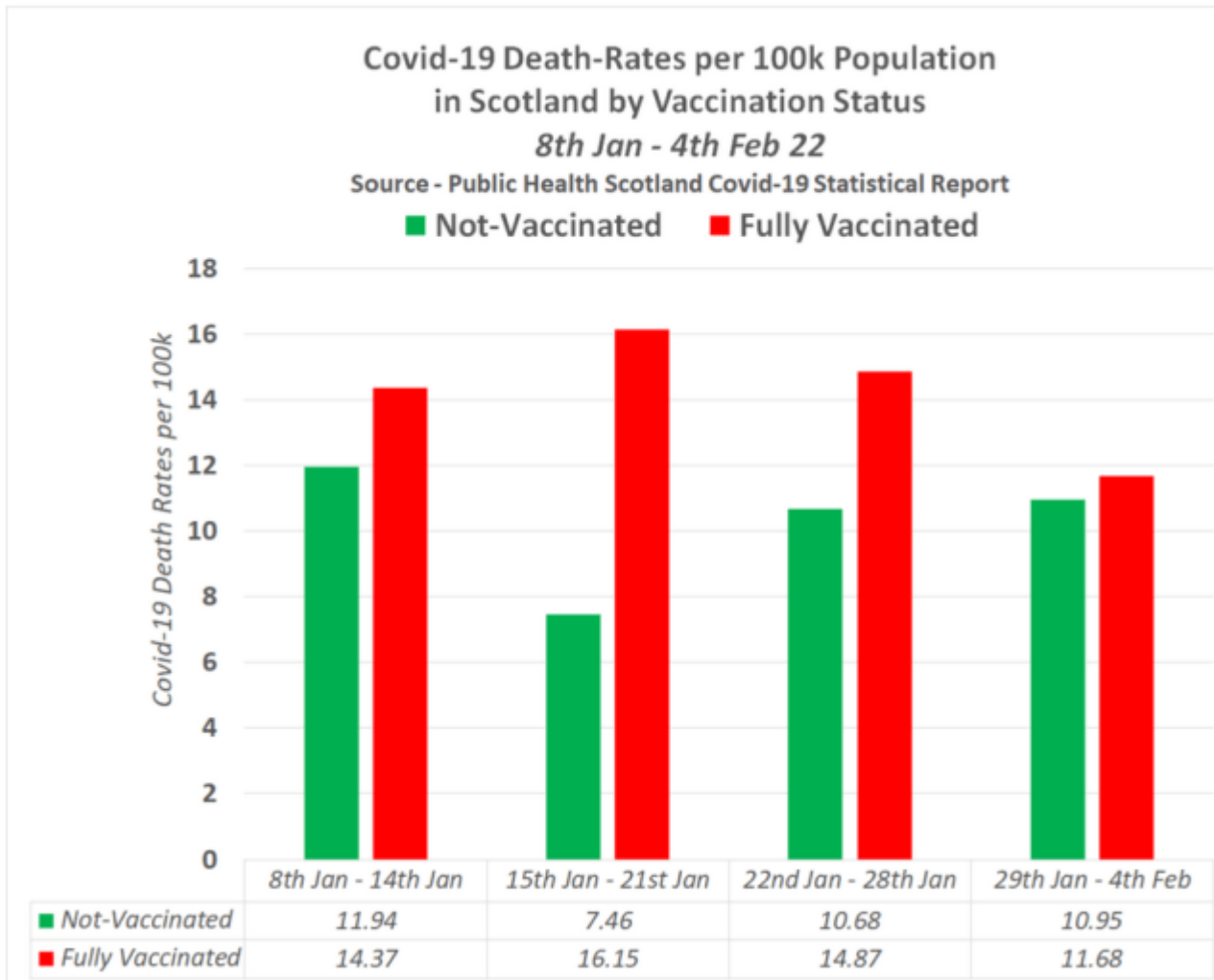
Scotland

Public Health Scotland announced in January that from the 6th Feb 22, they would no longer report Covid-19 cases, hospitalisations and deaths by vaccination status on a weekly basis.

Here's why –







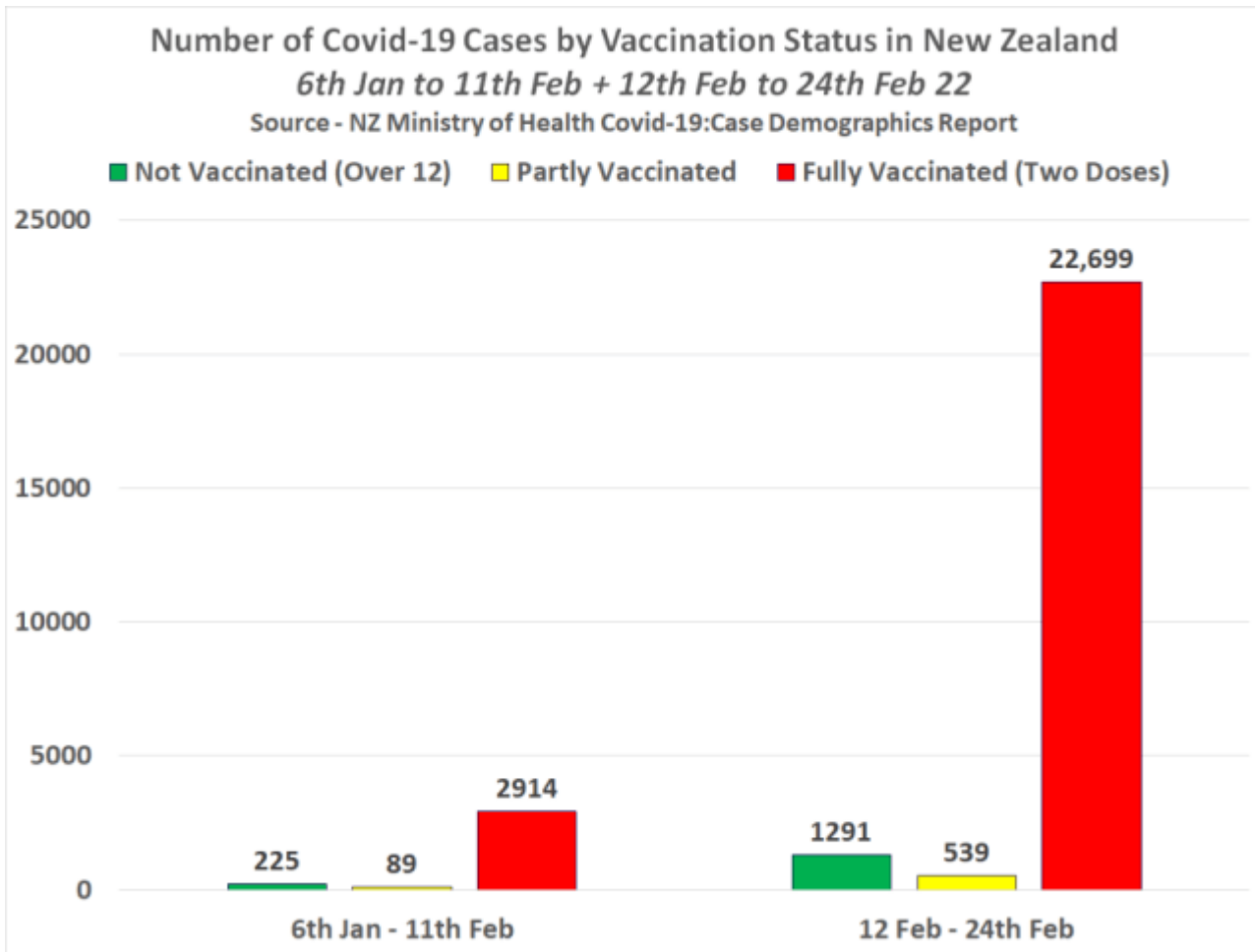
The charts above have been created using the figures published by Public Health Scotland in their '[COVID-19 & Winter Statistical Report](#)' published 16th Feb 22, and they show that Covid-19 infection, hospitalisation and death rates per 100,000 individuals were consistently higher among the fully vaccinated population.

This is what Covid-19 vaccination has done to the people of Scotland.

New Zealand

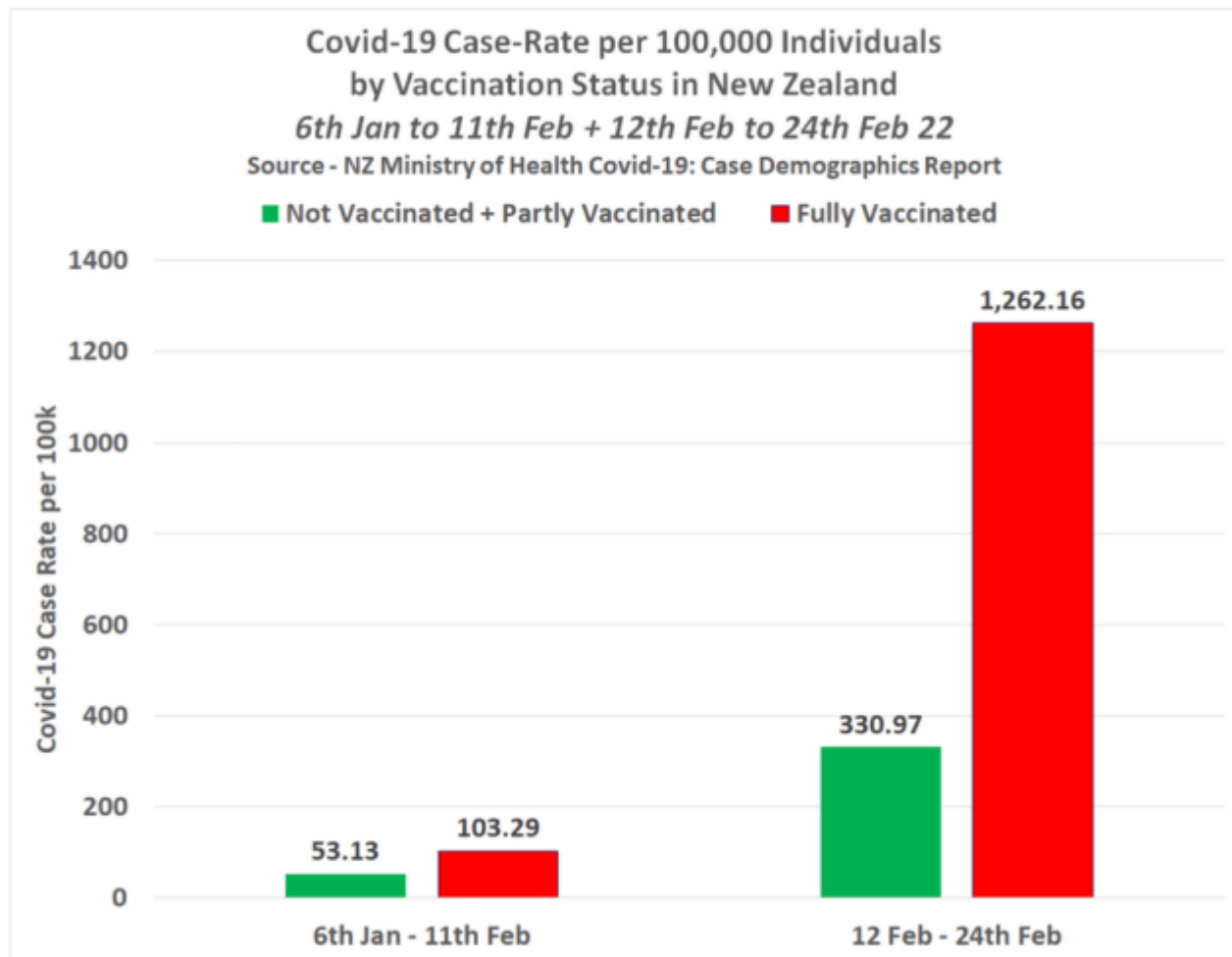
The following chart shows the true number of Covid-19 cases by vaccination status between 6th Jan and 11th Feb, and between 12th Feb and 24th Feb in New Zealand. The data has been extracted from the following official New Zealand Ministry of Health 'Covid-19: Case Demographics' reports –

- '[Covid-19: Case Demographics](#)' report published 25th Feb 2022,
- '[Covid-19: Case Demographics](#)' report published 12th Feb 2022,
- '[Covid-19: Case Demographics](#)' report published 6th Jan 2022.



As you can see in both periods the fully vaccinated population accounted for the majority of Covid-19 cases, but the difference in the number of cases by vaccination status between 12th Feb and 24th Feb is shocking.

The following chart shows the Covid-19 case rate per 100k population by vaccination status between 6th Jan and 11th Feb, and between 12th Feb and 24th Feb 22 in New Zealand base on the cases above –

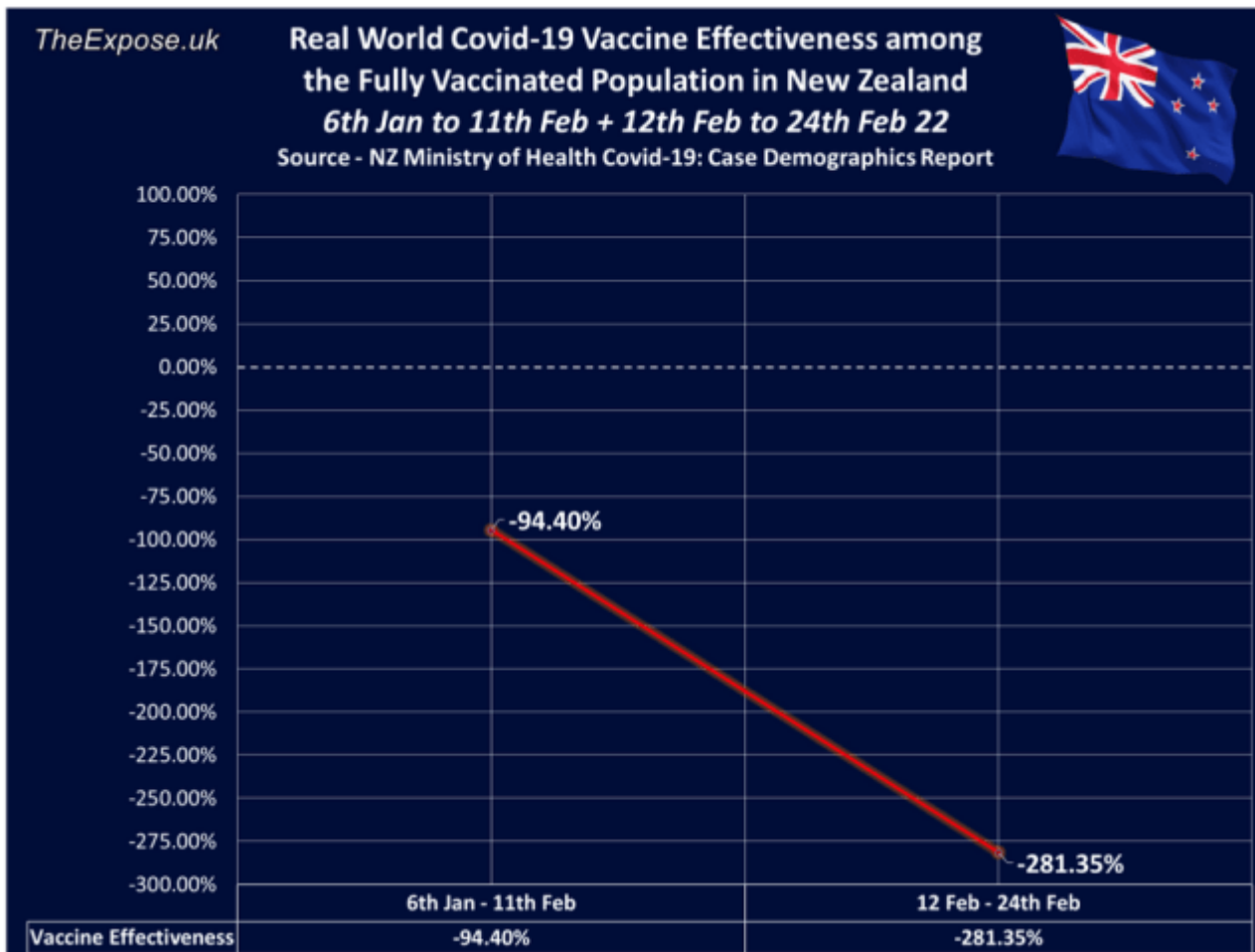


These case rates, just like the Public Health Scotland case rates, certainly pour water on the bonfire of anyone who says “vaccination reduces the chances of being infected with Covid-19”, don’t they?

This means the Covid-19 injections have a real-world negative effectiveness, and we’re able to use Pfizer’s vaccine effectiveness formula to calculate it.

Unvaccinated case rate – Vaccinated case rate / Unvaccinated case rate = Vaccine Effectiveness

The following chart shows the real-world two-dose Covid-19 vaccine effectiveness between 6th Jan and 11th Feb, and between 12th Feb and 24th Feb 22 –



Between 6th Jan and 11th Feb the real-world Covid-19 vaccine effectiveness proved to be minus-94.4%, but by the 24th Feb, the real-world vaccine effectiveness fell to minus-281.35%. This means the fully vaccinated were 3.8 times more likely to be infected with Covid-19 than the unvaccinated/one dose vaccinated population.

This is what double vaccination has done to the people of New Zealand.

Canada

Despite the Government enforcing Draconian restrictions which have in turn coerced millions into getting the Covid-19 injections, since the turn of the year the country of Canada has experienced its largest wave of Covid-19 cases, hospitalisations and deaths to date.

Why?

Official [Government of Canada data](#) shows that the vaccinated population as a whole has accounted for 4 in every 5 Covid-19 cases, hospitalisations and deaths from 21st February 2022, up to 17th April.

But it also shows the case/hospitalisation/death-rates per 100,000 population have been highest among the triple vaccinated during the same time frame.

So high that the data shows the triple vaccinated are on average 4 times more likely to be infected with Covid-19, 2 times more likely to be hospitalised with Covid-19, and 3 times more likely to die of Covid-19 than the unvaccinated.

[Read full story here...](#)

Category

1. Crime-Justice-Terrorism-Corruption
2. Disasters-Crisis-Depopulation-Genocide
3. Health-Wellness-Healing-Nutrition & Fitness
4. Main

Date Created

05/18/2022