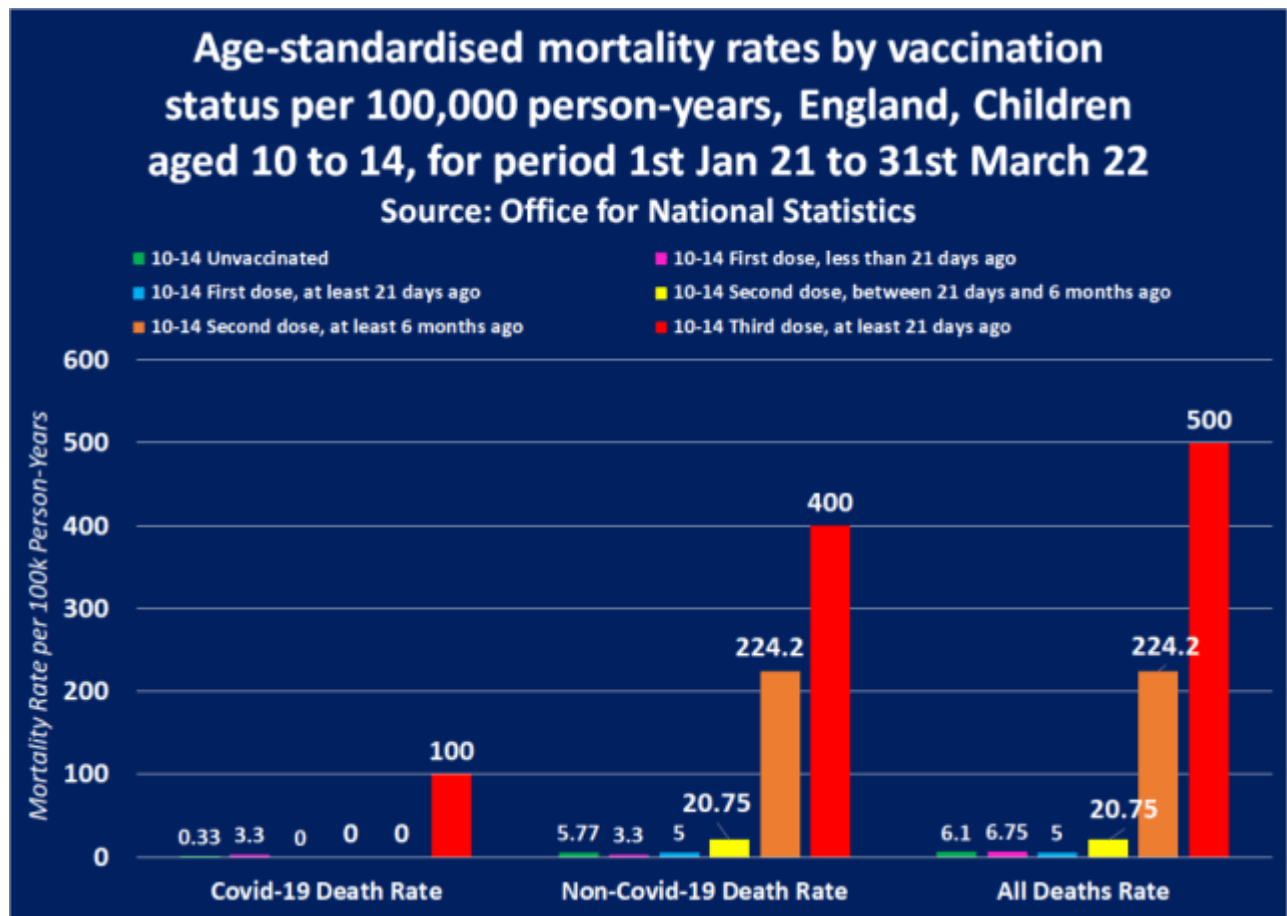


FDA approve COVID Vaccine for 6-month-old Babies despite Data proving Vaccinated Children are 30,200%/303x more likely to die than Unvaccinated Children

Description

USA: The U.S. Food & Drug Administration (FDA) has questionably authorised emergency use of both the Pfizer and Moderna mRNA Covid-19 injections for use among children aged 6 months and above despite data from the UK's Office for National Statistics revealing that children are 82 to 303x more likely to die following Covid-19 vaccination than children who have not had the Covid-19 vaccine.



On June 17th 2022, the U.S. Food and Drug Administration (FDA) criminally extended the emergency use authorisation of the mRNA Covid-19 injections for use in children as young as 6 months.

There has never been an emergency in regard to Covid-19 infection among children. Two years of evidence show the alleged disease has only adversely affected the elderly and vulnerable. Children have been unlucky to suffer symptoms more severe than those associated with the common cold.

But despite this fact, the FDA has decided it is perfectly safe to administer an experimental injection to babies and toddlers, with FDA Commissioner Robert Califf saying –

“Many parents, caregivers and clinicians have been waiting for a vaccine for younger children and this action will help protect those down to 6 months of age. As we have seen with older age groups, we expect that the vaccines for younger children will provide protection from the most severe outcomes of COVID-19, such as hospitalization and death.

Those trusted with the care of children can have confidence in the safety and effectiveness of these COVID-19 vaccines and can be assured that the agency was thorough in its evaluation of the data.”

The FDA Commissioner will live to regret that last sentence. As will any parent who takes the Commissioners words at face value. Because official data from the UK's Office for National Statistics

show that Covid-19 vaccinated children are between 8,100% and 30,200% more likely to die than unvaccinated children.

On 16th May 2022, the Office for National Statistics (ONS) published a dataset containing details on [‘deaths by vaccination status in England’](#) between 1st Jan 2021 and 31st March 2022.

The dataset contains various tables showing details such as, ‘Monthly age-standardised mortality rates by vaccination status for deaths involving COVID-19’, and ‘Monthly age-standardised mortality rates by vaccination status for non-COVID-19 deaths’.

Here’s an example that has been taken from table 2 of the [latest dataset](#) –

Cause of Death	Year Month	Age group	Vaccination status	Count of deaths	Person-years	Age-standardised mortality rate / 100,000 person-years
All causes	2021 December	18-39	Unvaccinated	117	199821	61.7
All causes	2021 December	18-39	First dose, less than 21 days ago	<3	6244	x
All causes	2021 December	18-39	First dose, at least 21 days ago	21	47569	56.3
All causes	2021 December	18-39	Second dose, less than 21 days ago	<3	12516	x
All causes	2021 December	18-39	Second dose, at least 21 days ago	121	489873	83.3
All causes	2021 December	18-39	Third dose or booster, less than 21 days ago	23	126969	17.2
All causes	2021 December	18-39	Third dose or booster, at least 21 days ago	43	63907	61.3
All causes	2021 December	40-49	Unvaccinated	119	58150	217.7
All causes	2021 December	40-49	First dose, less than 21 days ago	<3	945	x
All causes	2021 December	40-49	First dose, at least 21 days ago	35	9915	372.1
All causes	2021 December	40-49	Second dose, less than 21 days ago	<3	1887	x
All causes	2021 December	40-49	Second dose, at least 21 days ago	291	202910	144.3
All causes	2021 December	40-49	Third dose or booster, less than 21 days ago	49	117363	40.2

As you can see, the ONS has chosen not to include children in the calculated mortality rates despite the fact children as young as 5 are now eligible for Covid-19 vaccination. They also grouped young adults as a group ranging from age 18 to 39, a period of 22 years, while all other age groups are a period of 10 years (40-49, 50-59 etc).

It’s things like this that make you believe they must have something to hide, and it turns out they definitely have.

Because on table 9 of the [‘Deaths by Vaccination Status’](#) dataset, the ONS have inadvertently provided enough details on deaths among children and teenagers by vaccination status for us to calculate the mortality rates ourselves, and they are horrendous.

Here are the figures published by the ONS in table 9 for 10 to 14-year-olds –

Age group	Vaccination status	Person-years	Count of deaths involving COVID-19	Count of deaths non-COVID-19 deaths	Count of all cause deaths
10-14	Unvaccinated	2684874	9	155	164
10-14	First dose, less than 21 days ago	59243	2	2	4
10-14	First dose, at least 21 days ago	222243	0	11	11
10-14	Second dose, less than 21 days ago	28570	0	0	0
10-14	Second dose, between 21 days and 6 months ago	53711	0	11	11
10-14	Second dose, at least 6 months ago	446	0	1	1
10-14	Third dose or booster, less than 21 days ago	413	0	1	1
10-14	Third dose or booster, at least 21 days ago	1077	1	4	5

And here are the figures published by the ONS in table 9 for 15 to 19-year-olds –

Age group	Vaccination status	Person-years	Count of deaths involving COVID-19	Count of deaths non-COVID-19 deaths	Count of all cause deaths
15-19	Unvaccinated	1885684	24	250	274
15-19	First dose, less than 21 days ago	114371	0	12	12
15-19	First dose, at least 21 days ago	405393	1	60	61
15-19	Second dose, less than 21 days ago	90733	1	2	3
15-19	Second dose, between 21 days and 6 months ago	398090	2	69	71
15-19	Second dose, at least 6 months ago	33523	0	17	17
15-19	Third dose or booster, less than 21 days ago	28728	0	1	1
15-19	Third dose or booster, at least 21 days ago	79812	0	20	20

As you can see, the ONS has given us both the number of deaths and person-years by vaccination status. This means we can perform simple math to calculate the mortality rates per 100K person-years ourselves.

All we need to now do is divide the person-years by 100,000, and then divide the number of deaths by the answer to that equation.

So for unvaccinated 10-14 year-olds we perform the following calculation to work out the all-cause death mortality rate –

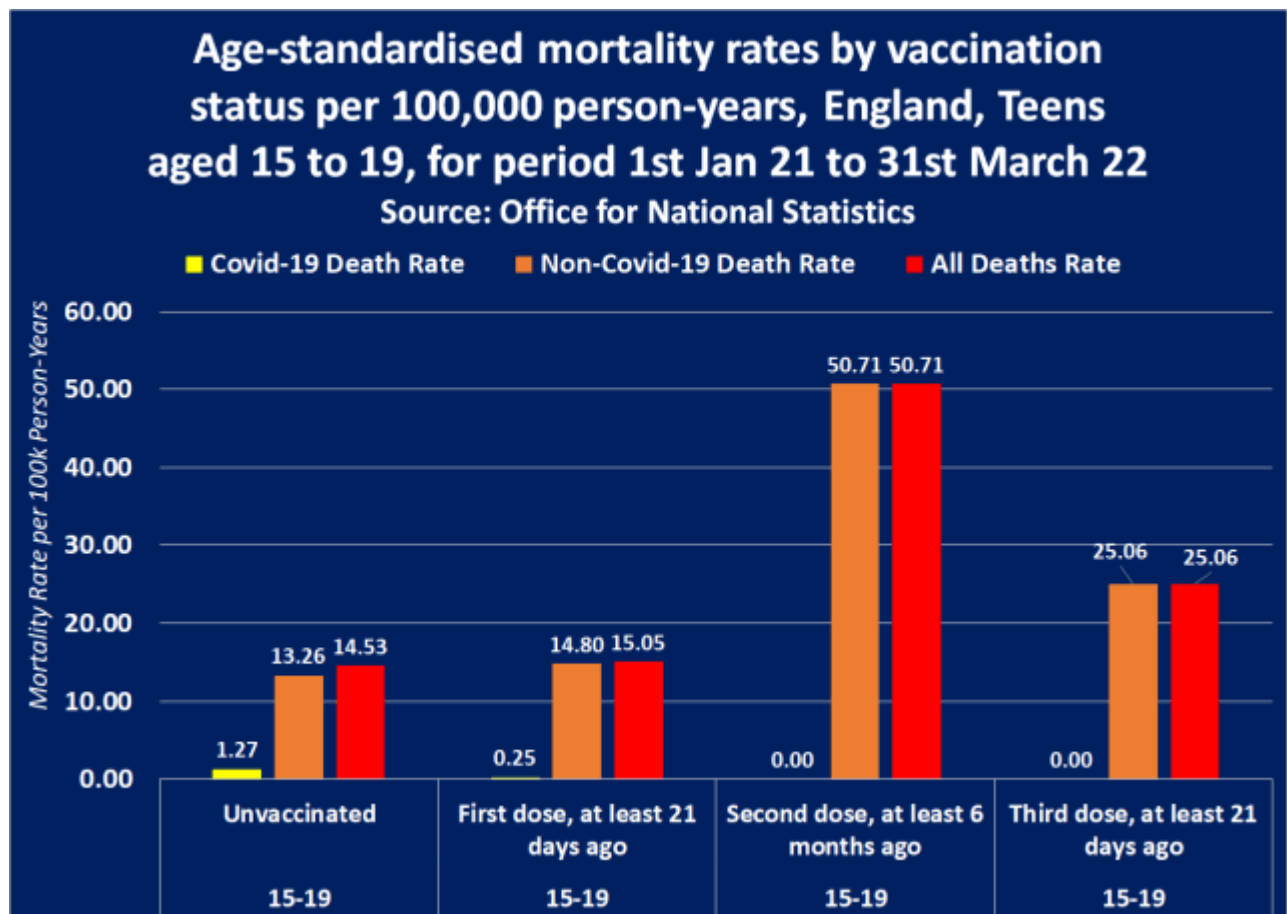
$$2,684,874 \text{ (person-years)} / 100,000 = 26.84874$$

$$164 \text{ (deaths)} / 26.84874 = 6.1$$

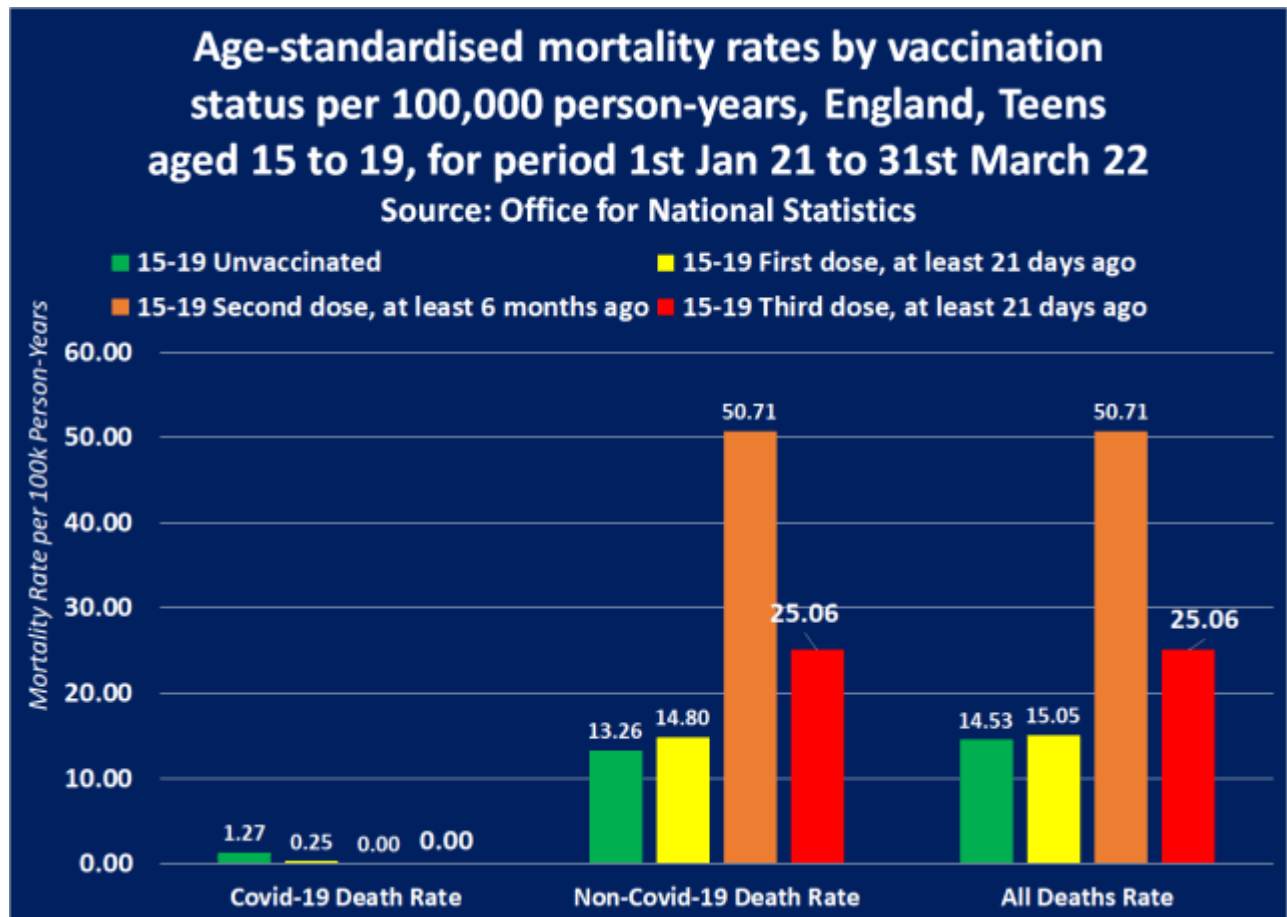
Therefore, the all-cause mortality rate per 100,000 person-years among unvaccinated 10-14-year-olds is 4.58 deaths per 100,000 person-years between 1st Jan 21 and 31st March 22.

Now all we have to do is use the same formula to calculate the mortality rates per 100K person-years for all vaccination statuses among 10 to 14-year-olds and 15 to 19-year-olds.

Here are the calculated mortality rates by vaccination status among 15-19-year-olds based on the ONS calculated person-years –

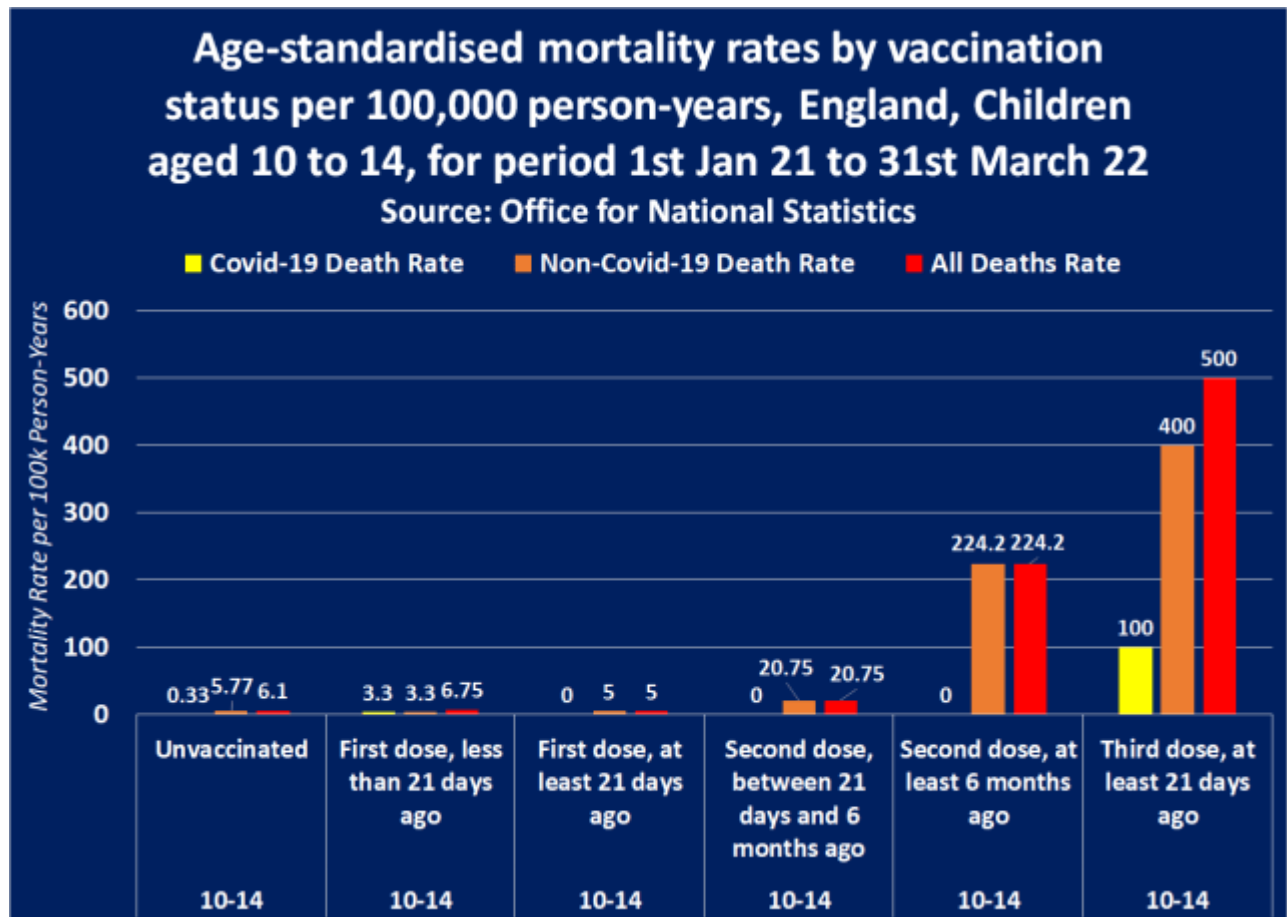


[Source Data](#)

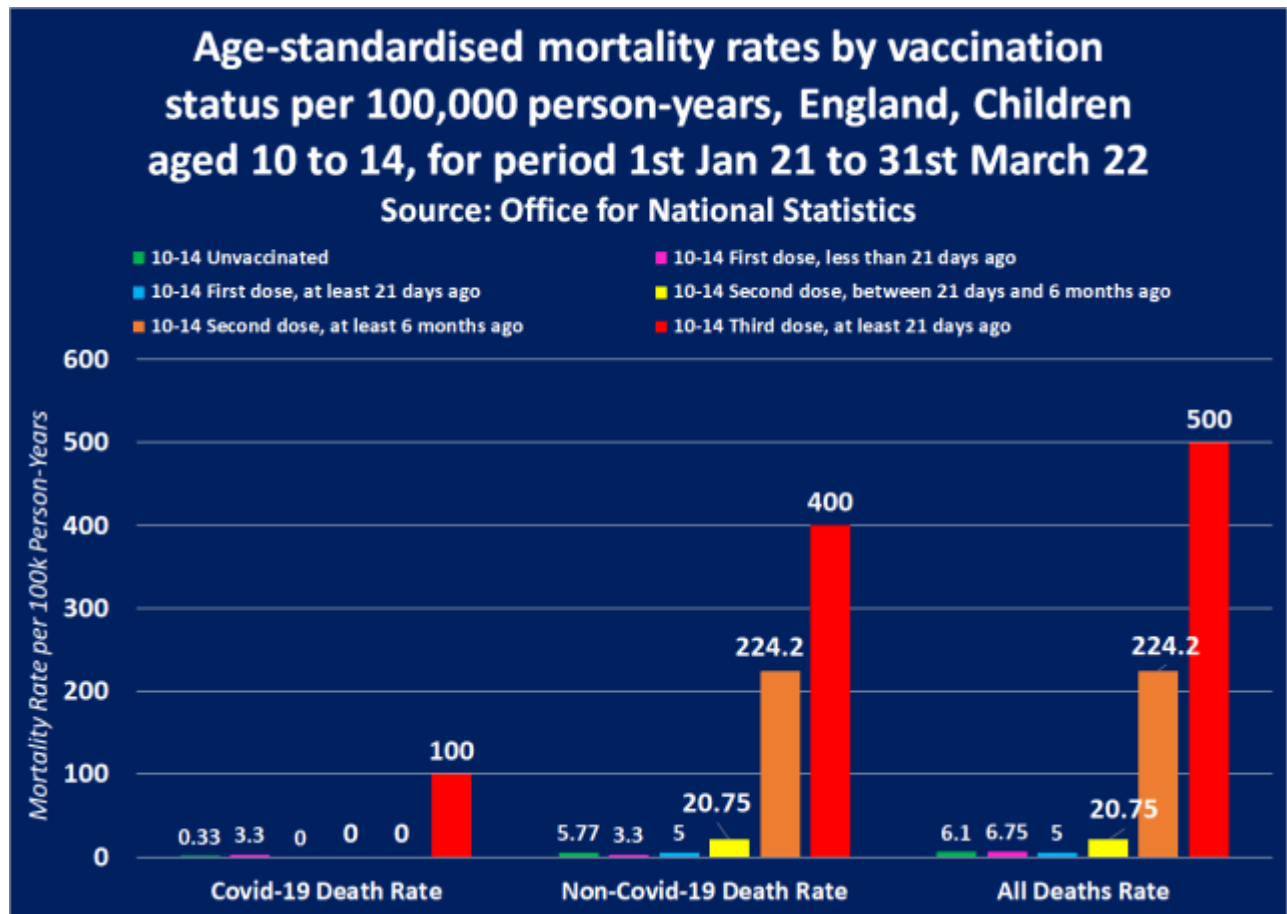


[Source Data](#)

And here are the calculated mortality rates by vaccination status among 10-14-year-olds based on the number of deaths and ONS calculated person-years –



[Source Data](#)



[Source Data](#)

These figures are horrifying. The ONS data shows that between 1st Jan 21 and 31st March 22, double vaccinated children aged 10-14 were statistically up to 39 times more likely to die than unvaccinated children, and double vaccinated teenagers aged 15-19 were statistically up to 4 times more likely to die than unvaccinated teenagers.

But it's the triple vaccinated figures that are truly frightening when it comes to children.

The [ONS data](#) shows that between 1st Jan 21 and 31st March 22, triple jabbed children aged 10-14 were statistically 303 times more likely to die than unvaccinated children of Covid-19, 69x more likely to die of any cause other than Covid-19 than unvaccinated children, and 82x more likely to die of all-causes than unvaccinated children.

This suggests that three doses of a Covid-19 injection increase the risk of all-cause death for children by an average of 8,100%, and the risk of dying of Covid-19 by an average of 30,200%. Whilst two doses increase the risk of all-cause death by an average of 3,600%.

But as things currently stand it's the other way round for teenagers. Two doses of a Covid-19 injection increase the risk of all-cause death for teens aged 15 to 19 by an average of 300%. Whilst three doses increase the risk of all-cause death by an average of 100%.

The figures for children though, are in fact even worse than they first appear. This is because the unvaccinated mortality rate among 10-14-year-olds includes children aged 10 and 11 who were only

offered the Covid-19 injection from the beginning of April 2022, despite the UK Medicine Regulator questionably granting emergency use authorisation for it to be administered to young children in late December 2021.

Whereas the vaccinated mortality rates include only a handful of 10 and 11 year-olds. We know this from the fantastic news that only 7% of 5 to 11-year-olds have had the Covid-19 injection as of 14th May 2022.

The Observer
Coronavirus

James Tapper

Sat 14 May 2022 12.36 BST



Only 7% of 5-11s in England have had Covid jab as parents hesitate

Six weeks after start of vaccine rollout, fraction of young children have had first dose as parents question usefulness



Emma Amoscato with her children, James, nine, and Amalia, six, who have been vaccinated. Photograph: Anselm Ebulue/The Observer

Only 7% of primary schoolchildren in England have received a first dose of Covid vaccine six weeks after it was rolled out to all 5- to 11-year-olds, as parents grapple with the decision about whether to take up the offer.

[Source](#)

Therefore, if the Covid-19 injections were not causing the untimely deaths of children then we would actually expect to see a mortality rate that is lower among the vaccinated population than the mortality rate among the unvaccinated population, not a mortality rate that is similar, and certainly not a mortality rate between 8,100 % and 30,200% higher.

The statistics are horrendous, but it's important to remember that behind those statistics are real people who are suffering and who have lost their lives, and unfortunately this time around they are children. Children who have never been in danger of suffering serious complications due to the alleged Covid-19 disease. Therefore, children who have never, ever needed an experimental, poor-performing, deadly (these statistics prove it) Covid-19 injection.

Category

1. Crime-Justice-Terrorism-Corruption

2. Disasters-Crisis-Depopulation-Genocide
3. Health-Wellness-Healing-Nutrition & Fitness
4. Main
5. NWO-Deep State-Dictatorship-Tyrrany

Date Created

06/20/2022