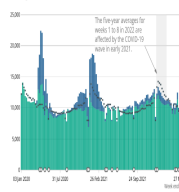
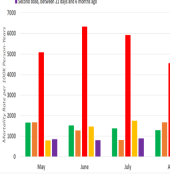


Healthy young people are dying suddenly and unexpectedly from a mysterious syndrome - as doctors seek answers through a new national

Figure 1: Total deaths from all causes were above the five-year average in Week 21



Age-standardised Mortality Rates per 100,000 person-years by Vaccination Status for Non-Covid-19 Deaths
1st May 21 to 30th August 21
Source: Office for National Statistics



Excess Deaths rising 5 months after Winter Booster Campaign proves theory COVID Vaccines take 5 months to kill recipients

Excess Deaths rising 5 months after Winter Booster Campaign proves theory COVID Vaccines take 5 months to kill recipients

Description

Print PDF Email

UK: Recently we revealed how office data published by the UK Government showed that the vaccinated population in England had a higher mortality rate per 100,000 than the unvaccinated population.

Our analysis found that it takes approximately 5 months from receiving the Covid-19 vaccine for that elevated mortality rate to be realised.

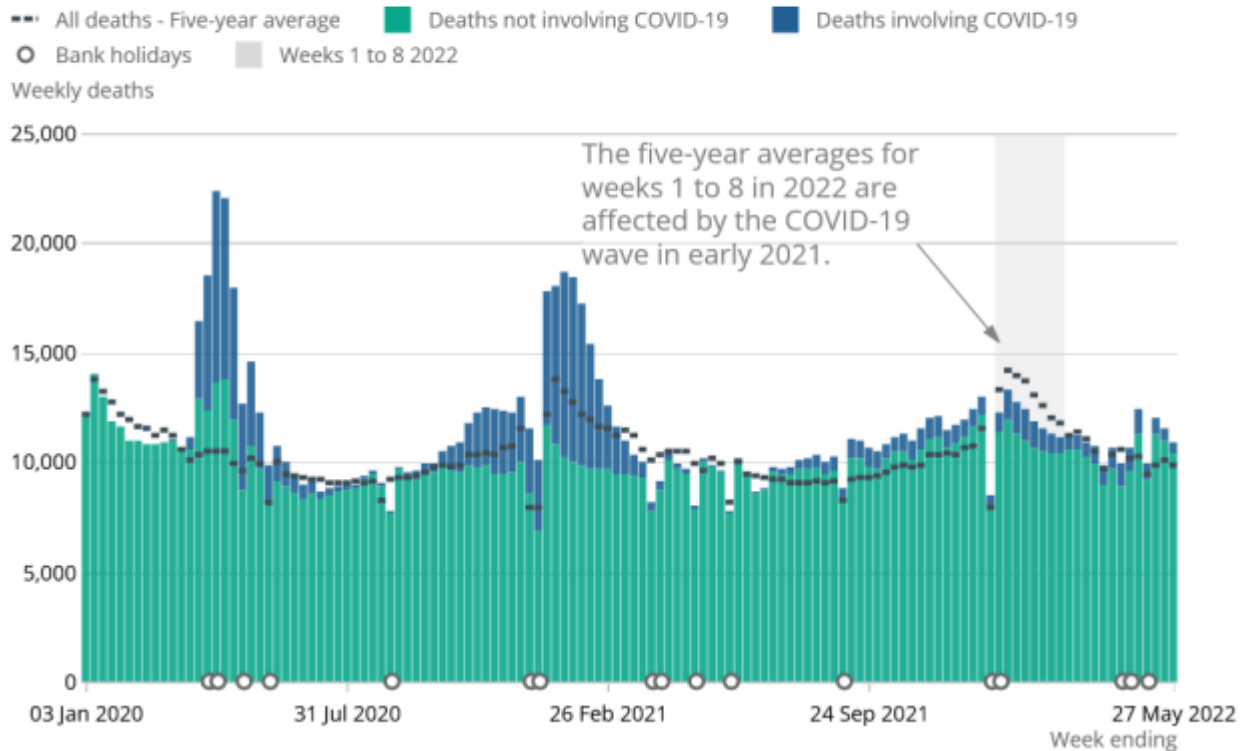
Well, now the latest UK Government data on deaths in England and Wales adds further weight to the above findings because the UK has been experiencing excess deaths again since the end of April 2022. Approximately 5 months after the mass winter “Booster” vaccination campaign.

The Office for National Statistics (ONS) publishes weekly figures on deaths registered in England and Wales. The [most recent data](#) shows deaths up to 27th May 2022.

The following chart, created by the ONS, shows the number of deaths per week compared to the 5 year average –

Figure 1: Total deaths from all causes were above the five-year average in Week 21

Number of deaths registered by week, England and Wales, 28 December 2019 to 27 May 2022



[Source](#)

The most recent week shows that there were 10,860 deaths in England and Wales, equating to 996 excess deaths against the five-year average. But this is a trend that has been occurring since the end of April 2022.

Table 1: Deaths registered in England and Wales, week ending 27 May 2022 (Week 21 2022)

Week 21 2022	England and Wales	England	Wales
Total deaths (all causes)	10,860	10,145	686
Excess deaths	996	913	73
Percentage change compared to 5-year average (2016 to 2019 and 2021)	10.1%	9.9%	11.9%

[Source](#)

The question is, why?

You've likely all seen the headlines this week on Doctors being baffled by an uptick in "Sudden Adult Death Syndrome" (SADS)? But this "baffling" uptick in healthy young people dying unexpectedly from "a mysterious syndrome", and the fact excess deaths are on the rise again in England and Wales is simply because of Covid-19 vaccination.

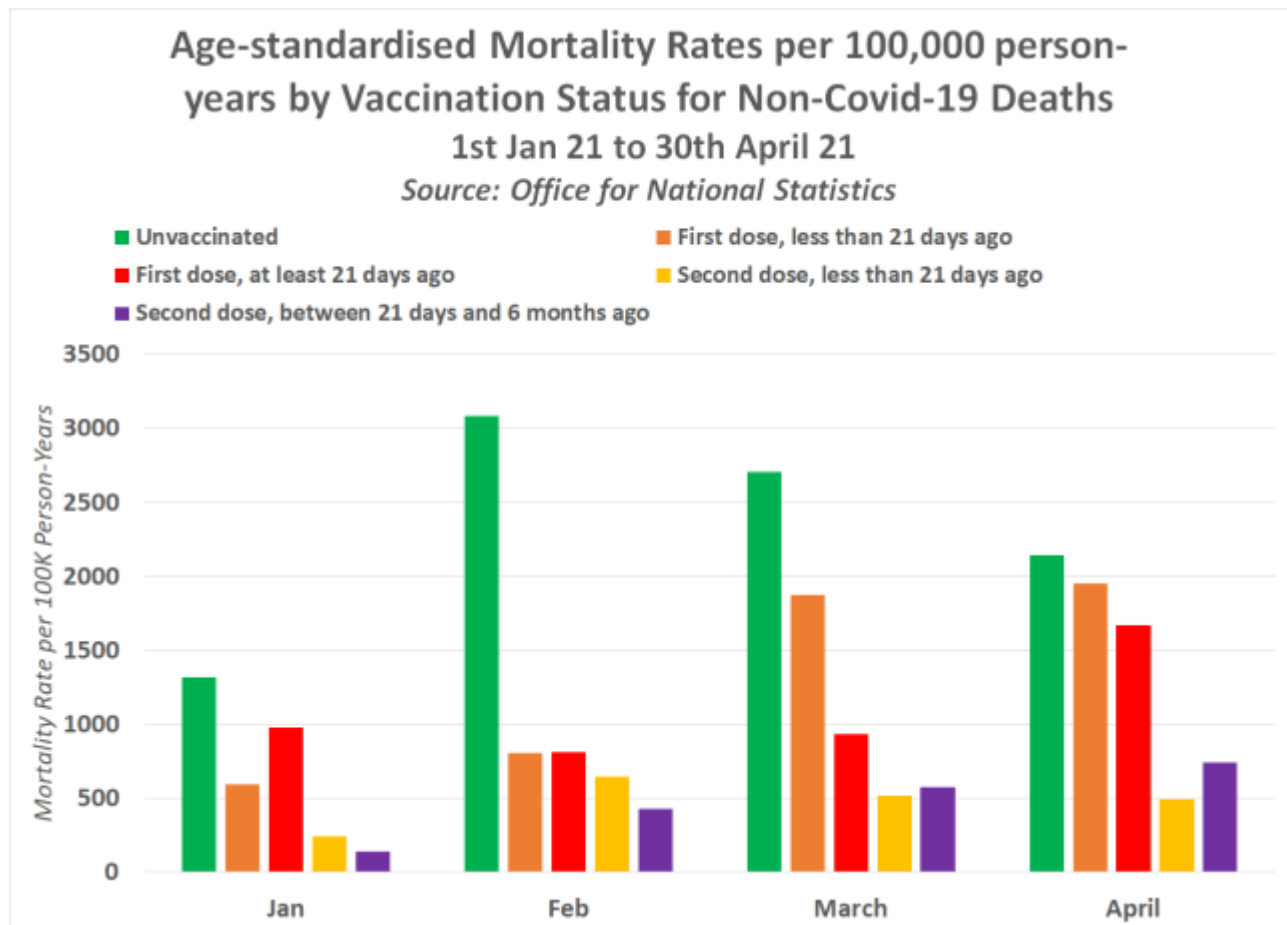
This is because further ONS data shows that Covid-19 vaccination significantly increases the risk of death and kills thousands after five months.

On the 17th May, the Office for National Statistics (ONS) published its [latest dataset](#) on deaths by vaccination status in England, and it has revealed a whole host of shocking findings.

For example we now know that according to the ONS, 70,000 people have died within 28 days of Covid-19 vaccination in England, and 179,000 people have died within 60 days.

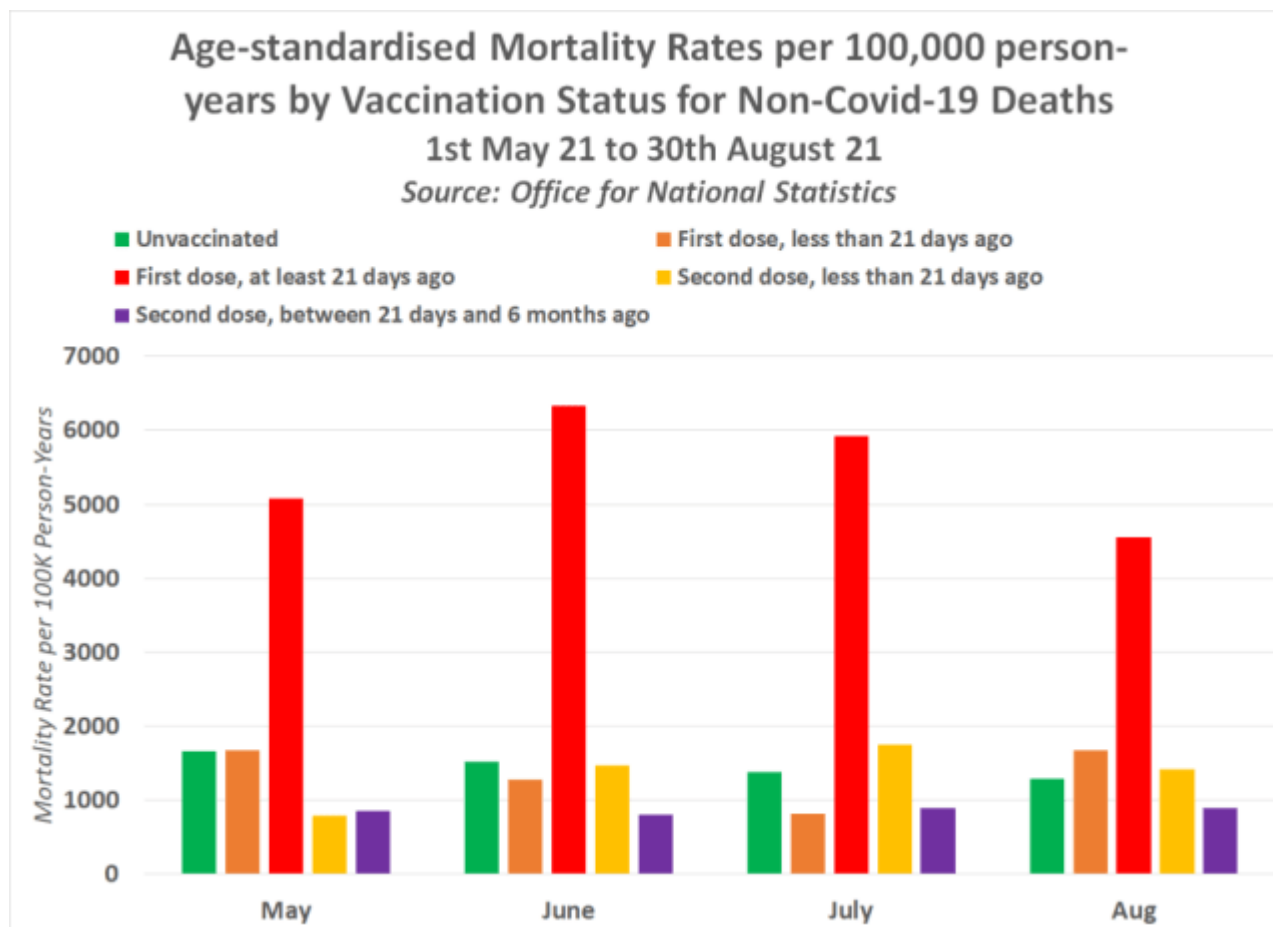
We also now know that Covid-19 vaccination increases children's risk of death between 8,100% and 30,200%.

Table 1 of the ONS dataset contains figures on the monthly age-standardised mortality rates by vaccination status for deaths between 1st Jan 21 and 31st March 22. The first Covid-19 injection was administered in England on 8th December 2021, and here are the figures on mortality rates by vaccination status in the following 4 months –



The unvaccinated were substantially more likely to die of any cause other than Covid-19 than the vaccinated population in both January and February 2021, before the rates seemed to normalise by the end of April.

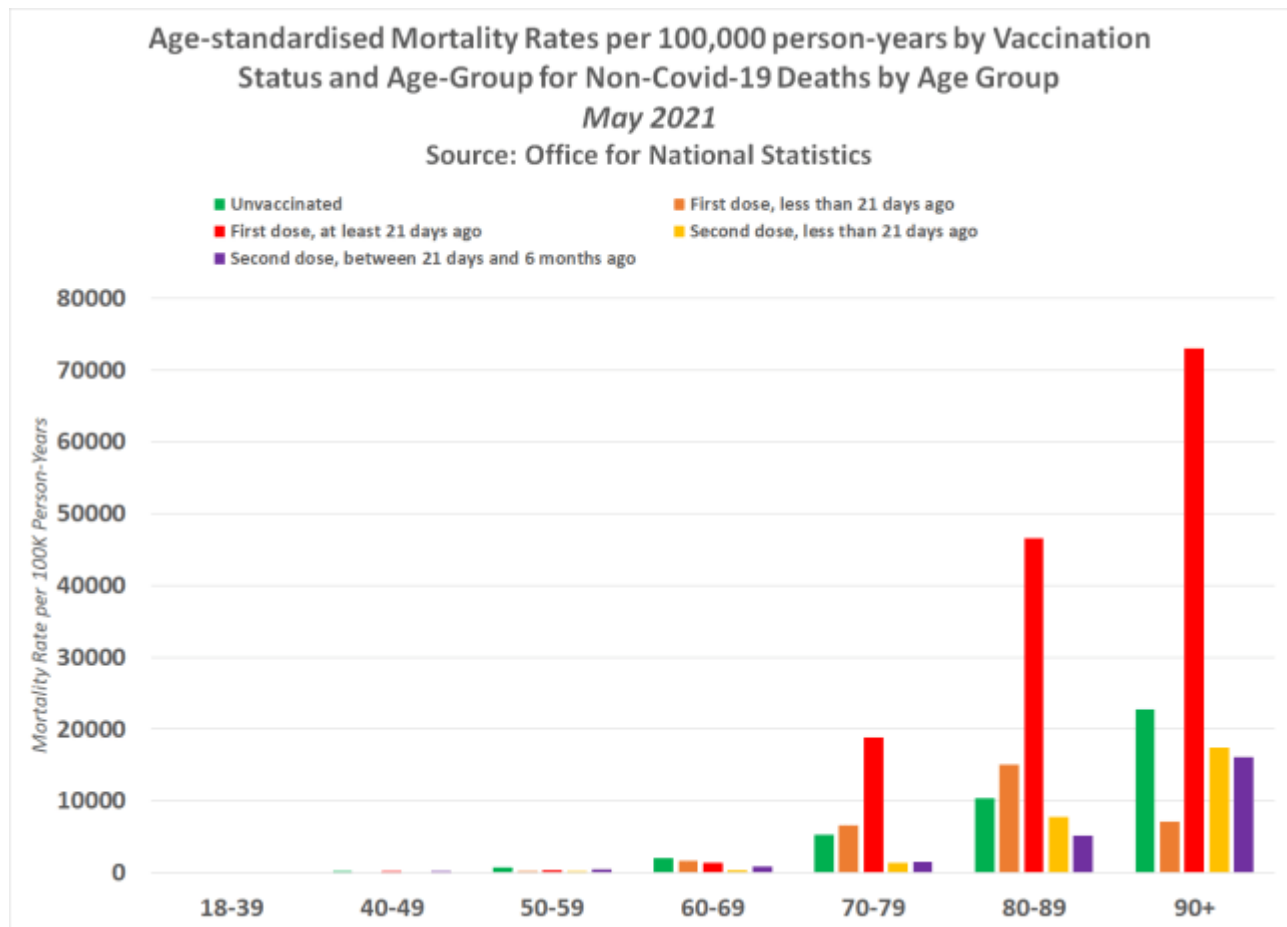
But look at what happened from May 2021 onwards –



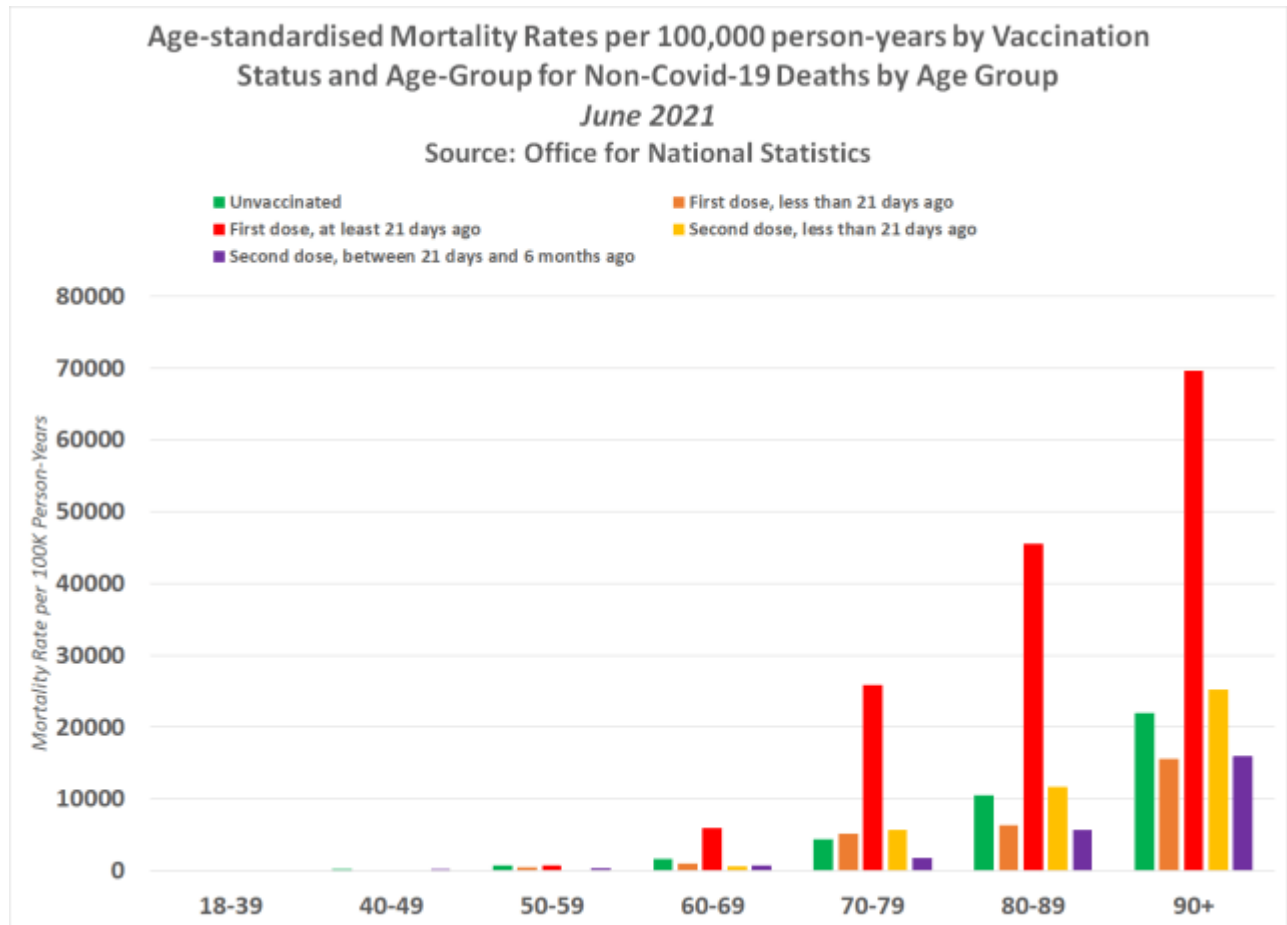
All of a sudden, the vaccinated population as a whole were more likely to die than the unvaccinated of any cause other than Covid-19, and this trend has continued month after month since. It also turns out this trend tally's up with those who received the Covid-19 injections first.

People in England were vaccinated by order of age, with the eldest being offered the Covid-19 injection first.

The following chart shows the age-standardised mortality rates per 100,000 person-years by vaccination status and age-group for the month of May 2021 –



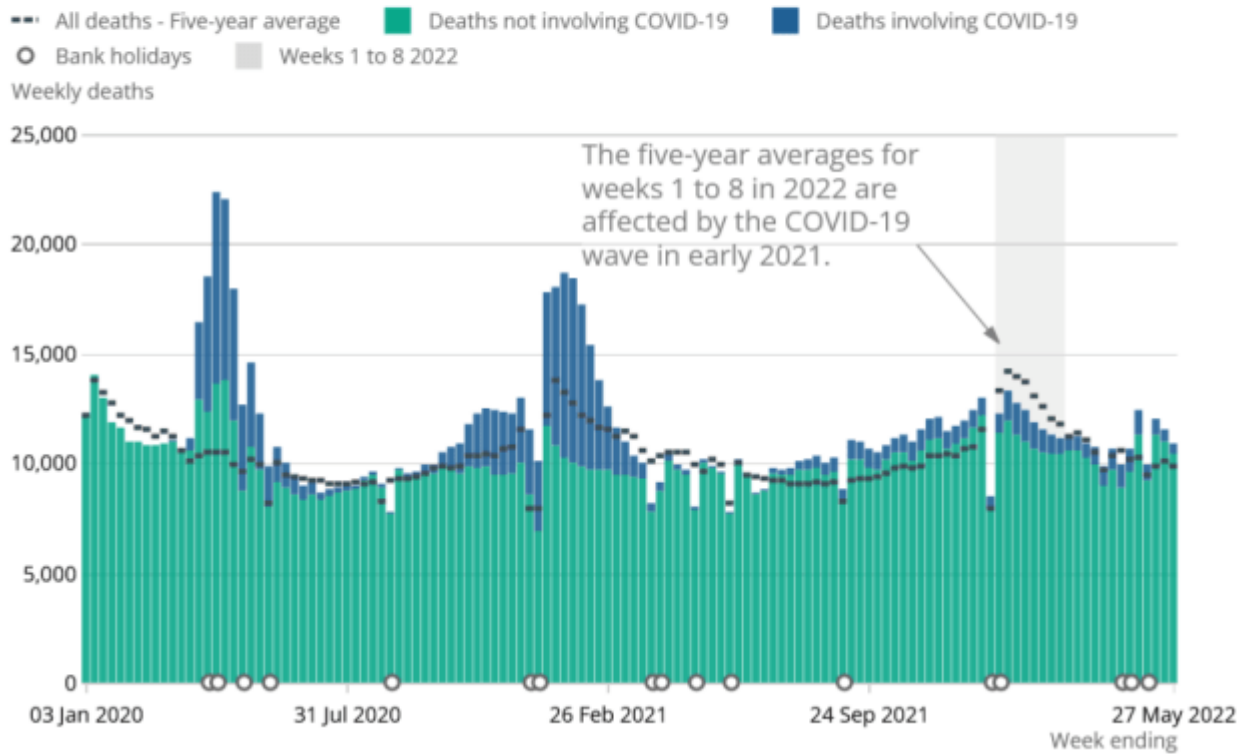
The figures show that in May the three age groups who had a higher mortality rate among the vaccinated were the 70-79, 80-89, and 90+-year-olds. The trend then continues into June with vaccinated 60-69-year-olds joining the highest mortality rate club.



The ONS data shows that this trend continues month after month until all age groups are more likely to die if they have been vaccinated. So with the UK Government starting a nationwide winter booster campaign in December 2021, it should actually come as no surprise as to why five months later we are now seeing excess deaths on the rise again in England and Wales –

Figure 1: Total deaths from all causes were above the five-year average in Week 21

Number of deaths registered by week, England and Wales, 28 December 2019 to 27 May 2022



Category

1. Crime-Justice-Terrorism-Corruption
2. Disasters-Crisis-Depopulation-Genocide
3. Health-Wellness-Healing-Nutrition & Fitness
4. Main
5. NWO-Deep State-Dictatorship-Tyrrany

Date Created

06/12/2022