




Covid Injection Under the Microscope: A New Zealand Microbiologist Presents His Findings

Description

NEW ZELAND: There are now four teams in New Zealand performing microscopic examinations in an attempt to establish what the so-called Covid vaccines contain and Dr. Robin Wakeling has gone public with his findings. He compares the Comirnaty (Pfizer-BioNTech) Covid injections to other vaccines and discusses the findings with Dr Mark Bailey.

Image not found or type unknown




[Dr. Robin Wakeling](#) is a microbiologist and biodeterioration expert from New Zealand. During a presentation with Dr. Sam Bailey's husband Mark, he gave a step by step, demonstration of how Pfizer's Comirnaty "vaccine" begins with tiny droplets, and over time, accelerated with heat or magnetism, the droplets form strings, become straight lines, and slowly become more complex rectangular structures with protrusions.

Although he does not use a high magnification microscope as some of the other researchers, what he discovered supports the findings reported by researchers from the Spanish [La Quinta Columna](#) and New Zealand's [Life of the Blood](#).

You can read more about what other researchers have found in our previous articles:


Image not found or type unknown



Dr. Wakeling's key findings were:

- the lipid nano particles ("LNPs") appear to be self-assembling into highly varied colloidal structures;
- these colloidal structures then seem to change their form into right-angled sheets and wires in response to collision with interfaces, for example, the glass surfaces of the microscope, preparations or air bubbles etc.; and then,
- these right-angled sheets and wires go on, in some situations where it appears some sort of environmental triggers are involved, to order themselves in a highly ordered, complex way.

Image not found or type unknown




The disclosed ingredients, according to literature, of Pfizer's Comirnaty mRNA injection are: mRNA; four different lipids; buffers; surfactants, stabilisers and at least two unnamed, as they are under a trademark or patent, but declared as "proprietary additives."

It's important to note that the Covid injections contain polyethylene glycol ("PEG"), a compound derived from petroleum. PEG is a well-established metabolic poison, Dr. Wakeling said but, "for some bizarre reason it seems okay to add it to a vaccine." If you added PEG to most other drugs "you'd be laughed out the door," he said.

Although it is not disclosed as an ingredient there are some very good reasons for people to suspect the Covid injections contain graphene oxide, Dr. Wakeling said, if you do a quick search on the internet, it wouldn't take very long to find at least a couple of dozen papers that touch on the use of graphene oxide in medicine. He added that the safety concerns regarding graphene oxide are extensive.

Click on the image below to watch the [video on Odysee](#).

Image not found or type unknown



Dr. Sam Bailey: NZ Scientist Examines Pfizer Jab Under the Microscope, 22 March 2022
(63 mins)

By [Rhoda Wilson](#)

Category

1. Health-Wellness-Healing-Nutrition & Fitness
2. Main
3. Science-Tech-AI-Medical & Gen. Research

Date Created

03/29/2022