


Covid-19 Deaths are at record levels in Australia and 4 in every 5 of them are among the Fully Vaccinated

Description

AUSTRALIA: Covid-19 deaths are currently at record levels in Australia, with three times as many people dying per day than what died during the first wave to hit the country when there were not any Covid-19 vaccines available to the public. But data from the Government of New South Wales proves the fully vaccinated account for 4 in every 5 of the record breaking deaths.


Image not found or type unknown



Covid-19 Deaths in Australia by date


The Government of New South Wales publish a weekly [Covid-19 Surveillance Report](#), the latest of which was [published 8th February 22](#), containing data on cases, hospitalisations and deaths by vaccination status between November 26th and 22nd January 2022 that can be found in table 5 on page 9.

Image not found or type unknown



The following chart shows the total number of Covid-19 cases by vaccination status in NSW, Australia between 26th Nov 21 and 22nd Jan 22 according to the latest report –

Image not found or type unknown




A total of 540,330 cases have been recorded in NSW, Australia during this time, and the vaccinated population have accounted for an astounding 467,558 of them, whilst the not-vaccinated population have 72,772.

This means the vaccinated population have accounted for 87% / 9 in every 10 Covid-19 cases between 26th Nov and 22nd Jan 22.

The following chart shows the total number of Covid-19 hospitalisations by vaccination status in NSW, Australia between 26th Nov 21 and 22nd Jan 22 according to the latest report –

Image not found or type unknown




In all, there have been a total of 6,475 people hospitalised with Covid-19 in NSW, Australia during this time and the vaccinated population have accounted for an a shocking 5,653 of them, whilst the not-vaccinated population have accounted for just 822.

This means the vaccinated population have accounted for 87% / 9 in every 10 Covid-19 hospitalisations between 26th Nov and 22nd Jan 22.

The following chart shows the total number of Covid-19 deaths by vaccination status in NSW, Australia between 26th Nov 21 and 22nd Jan 22 according to the latest report –

Image not found or type unknown



A total of 421 people have sadly lost their lives over these two months, and unfortunately the vaccinated population have made up 323 of those deaths, whilst the not-vaccinated population have made up just 98.

This means the vaccinated population have accounted for 8 in every 10 / 77% of all Covid-19 deaths between 26th Nov and 22nd Jan 22.

These figures certainly do not represent an effective vaccine, and clearly show Australia is in the midst of a 'Pandemic of the Vaccinated'. The problem is that Governments across Australia are ignoring the data and instead choosing to enforce Draconian restrictions on the unvaccinated population.

If they changed tack and locked down the fully vaccinated and allowed the unvaccinated to roam free instead then the Pandemic raging across Australia would probably end tomorrow.

Category

1. Health-Wellness-Healing-Nutrition & Fitness
2. Main
3. Politics-Geopolitics-Gov.-Events

Date Created

02/15/2022