

## A Summer of Illness and Excess Death in Australia

### Description

January marks the middle of summer in Australia.

Unfortunately, despite “health experts” hoping that Covid is a seasonal disease and would go away in summer, Australia is in the middle of yet another wave of Covid.

New South Wales, one of the Australian states, publishes “[weekly surveillance reports](#).” Compared to [November](#), COVID hospitalizations more than tripled, according to the [latest report](#).



## NSW COVID-19 WEEKLY DATA OVERVIEW

www.health.nsw.gov.au

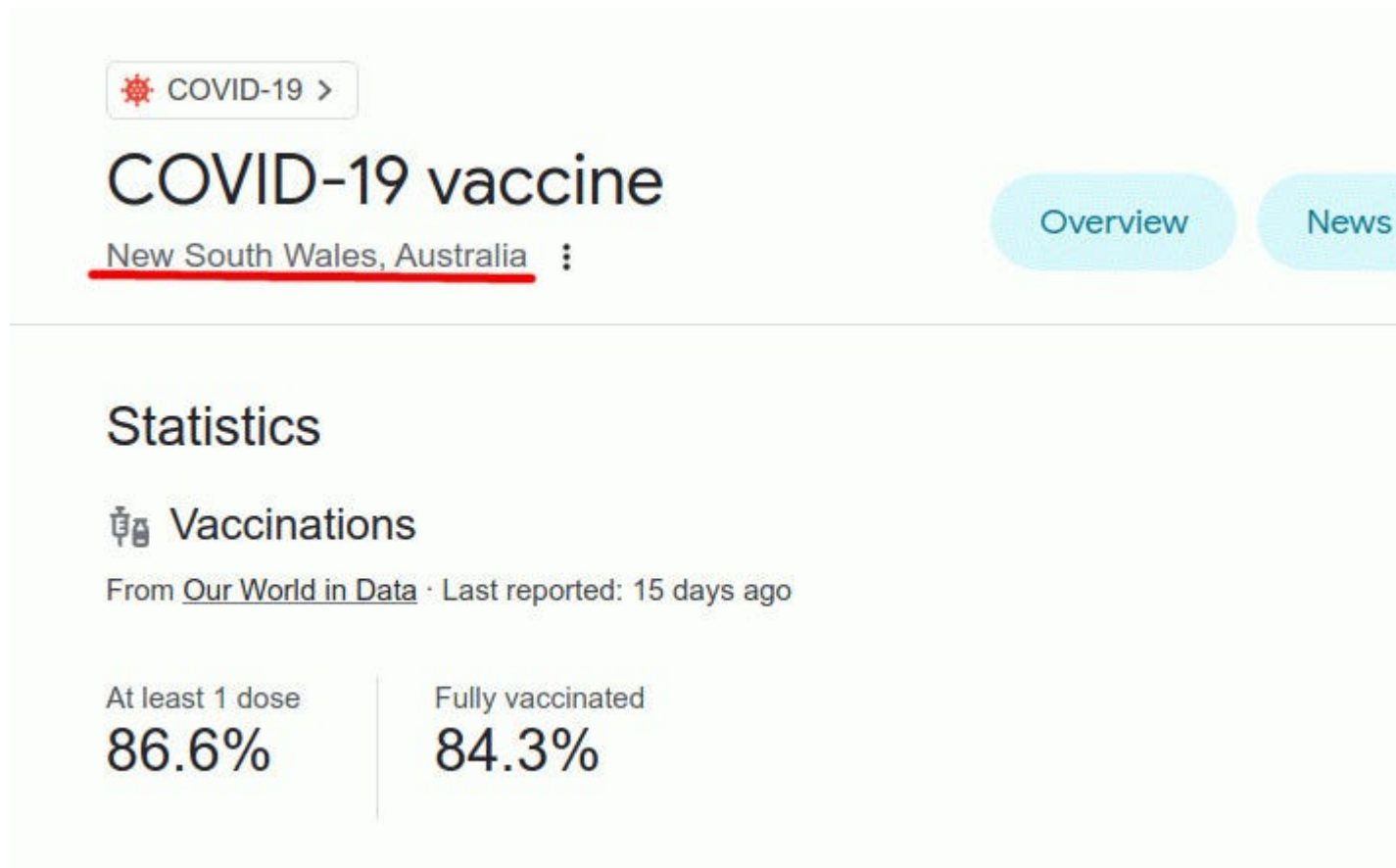
Epidemiological weeks 51 and 52, ending 31 December 2022

**Table 1. People with a COVID-19 diagnosis in the previous 14 days who were admitted to ICU or reported as having died in the two weeks ending 31 December 2022**

	Admitted to hospital (but not to ICU)	Admitted to ICU or reported as having died
<b>Gender</b>		
Female	842	
Indeterminate	1	
Male	936	
<b>Age group (years)</b>		
0-9	85	
10-19	24	
20-29	67	
30-39	79	
40-49	64	
50-59	105	
60-69	199	
70-79	436	
80-89	507	
90+	213	
<b>Local Health District of residence*</b>		
Central Coast	113	
Illawarra Shoalhaven	135	
Nepean Blue Mountains	82	
Northern Sydney	165	
South Eastern Sydney	184	
South Western Sydney	190	
Sydney	157	
Western Sydney	165	
Far West	20	
Hunter New England	176	
Mid North Coast	76	
Murrumbidgee	59	
Northern NSW	77	
Southern NSW	54	
Western NSW	94	
<b>Vaccination status^</b>		
Four or more doses	810	
Three doses	377	
Two doses	218	
One dose	10	

Here's the strange part: **the unvaccinated comprise exactly ZERO out of 1,779 hospitalized people**. If we are to believe that so many unvaccinated people die of Covid without ever being hospitalized (a phenomenon seen only in NSW and not anywhere in the world), only 6% of deaths in NSW are unvaccinated.

**94% of deaths are in vaccinated people, but only 84.3% of all Australians are vaccinated:**



NSW health authorities want us to believe that unvaccinated people *die of Covid without being hospitalized* before dying!

While people certainly do die without being hospitalized, the pattern I compiled from recent reports is odd:



Date	Hospitalized	Dead
Nov 19, 2022	0	2
Nov 26, 2022	3	1
Dec 3, 2022	0	3
Dec 10, 2022	1	6
Dec 17, 2022	0	9
Dec 31, 2022	0	6

The table shows that out of 27 dead unvaccinated people, only four were hospitalized before death. Not sure about you, but to me, this isn't easy to accept. Are they counting any deaths with "unknown" status as unvaccinated to pad their numbers?

Arkmedic explains:

NSW Health manipulated their vaccine data, and we caught them

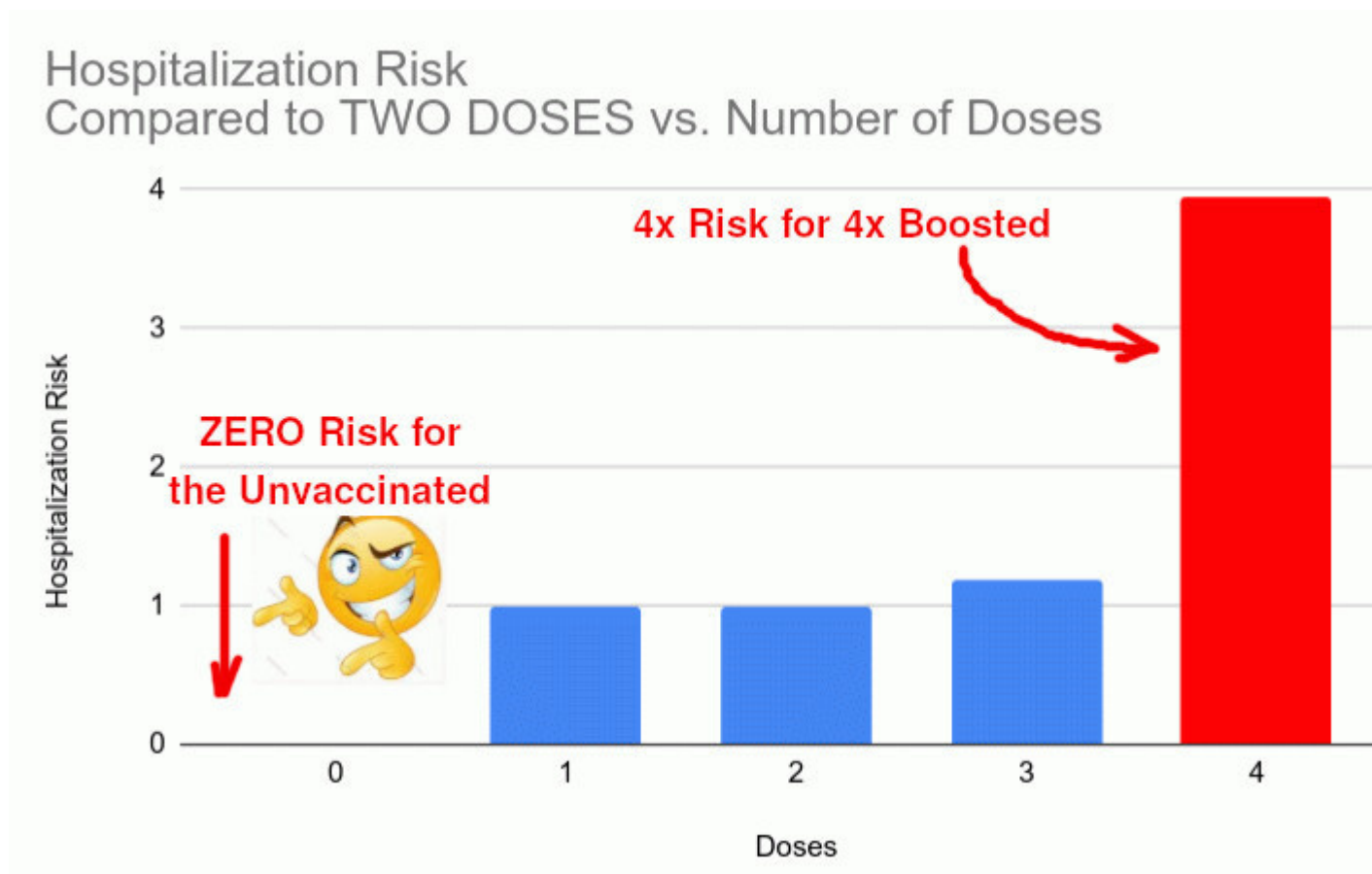
NSW is the most populated state in Australia comprising some 8m inhabitants, about a third of the population. It is now world famous for its vaccine mandates that were imposed by Brad Hazzard, their health minister who does not have a medical degree yet prescribed (arguably illegally via mandate) a provisionally approved (restricted use) genomic therapy...

Read more

6 months ago · 169 likes · 61 comments · Dr Ah Kahn Syed

I looked at [persons over 16 in NSW](#) and compiled hospitalization data (with known status) and percentages of the population with the respective number of doses.

	Hospitalized	Population	% of hospitalization	% of population	R
No Vaccine	0	187,229	0.00%	2.88%	
1 dose	10	83,750	0.71%	1.29%	
2 doses	218	1,842,203	15.41%	28.32%	
3 doses	377	2,671,606	26.64%	41.07%	
4 doses	810	1,719,654	57.24%	26.44%	
Total:	1415	6,504,442			



While **some of this is explained by age affecting the number of vaccines received**, the NSW data shows the utter failure of Covid vaccines.

A year ago, NSW health minister Brad Hazzard said at 2:12:

There is no question that **we will NOT get out of this pandemic without a very substantial portion of our population being vaccinated.**

Now this “substantial portion,” sadly, is quite sick as Brad is nearing his retirement – while no unvaccinated people are in NSW’s hospitals.

NSW’s reports became so inconvenient for COVID vaccine promoters that NSW decided to stop reporting hospitalizations and deaths by vaccine status.

### Future changes

The following changes will be implemented for the weekly report in 2023:

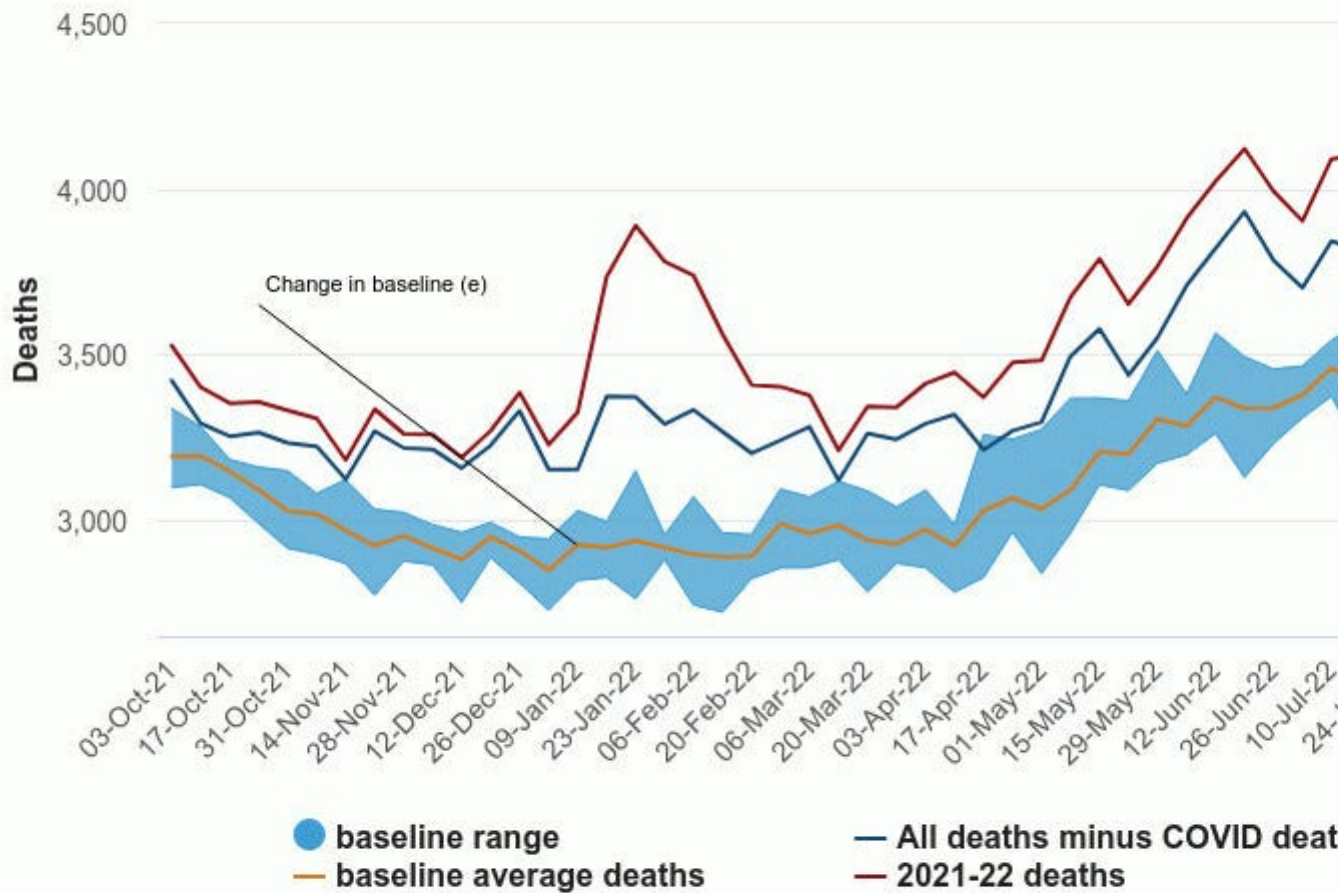
- Vaccination status of cases admitted to hospital, admitted to ICU and those who die will no longer be reported. These data were included from 2021 when vaccines were first rolled out to monitor trends in the relationship between vaccination and outcomes. With most of the population having received at least two doses of vaccine and there being differences in timings of booster dosing across different age groups, the trends between vaccines and outcomes cannot be interpreted using these data.
- We will continue to work closely with the National Centre for Immunisation Research and determine local estimates of vaccine effectiveness through formal data linkage processes which account for age, previous infection, underlying illness and other factors that impact measures.
- Figure 3 will be removed from the weekly respiratory surveillance report. The Agency for
- Figure 11 will be removed from the weekly respiratory surveillance report. The proportion of S gene target detections is included in Figure 12.



[Excess mortality in Australia](#) runs at 17% of their usual mortality. **This statistic is understated** because the Australian Bureau of Statistics includes 2021 as part of the 2022 “baseline,” despite **2021 also being marked by a significant amount of excess deaths that occurred due to their vaccination drive.** Thus, the true number of excess deaths in Australia is about 20%. The chart only goes until 18th of September – so it will not catch the spike of deaths we discussed in the first half of the article.

Graph Table

## All deaths, with and without COVID-19, Australia, 27 September 2021 - 25 September 2022 baseline benchmarks



- a. Data is by occurrence.  
b. Data is provisional and subject to change.  
c. Weeks are defined as seven-day periods which start on a Monday as per the ISO week date system. Refer to 'Data Comparisons' on the [methodology](#) page of this publication for more information regarding the data in this publication.  
d. The baseline includes deaths from 2015-19 (for 2021) and from 2017-19 and 2021 (for 2022).

What awaits Australia in 2023? We do not know, and Covid proved everyone's past predictions wrong. I cannot see how these endless waves of Covid will end when people's immunity worldwide is [unset by reckless vaccinations](#).

The only thing that I know is that if you find yourself in a hole, stop digging, so I hope that Australians



will soon stop taking COVID vaccines.

Is the Australian public waking up? I am far from certain about that! What do you think?

by Igor Chudov

**Category**

1. Crime-Justice-Terrorism-Corruption
2. Disasters-Crisis-Depopulation-Genocide
3. Health-Wellness-Healing-Nutrition & Fitness
4. Main
5. NWO-Deep State-Dictatorship-Tyrrany

**Date Created**

01/12/2023