



1 in every 482 Vaccinated People died within 1 Month of Covid-19 Vaccination in England according to the UK Government

Description

UK: The UK Government has revealed that 1 in every 482 people vaccinated against Covid-19 in England sadly died within a month of receiving a dose of a Covid-19 injection.

For months on end, Government institutions have claimed they do not hold any data on deaths by vaccination status. But they have been lying to you.

On the 6th July, a UK Government institution known as the Office for National Statistics, published a dataset on deaths by vaccination status in England between 1st January 2021 and 31st May 2022, which can be found [here](#), and it makes for horrific reading.

Table 9 of the dataset contains figures on *'Whole period counts of all registered deaths grouped by how many weeks after vaccination the deaths occurred; for deaths involving COVID-19 and deaths not involving COVID-19, deaths occurring between 1 January 2021 and 31 May 2022, England'*.

Here's a snapshot of how the ONS presents the data –

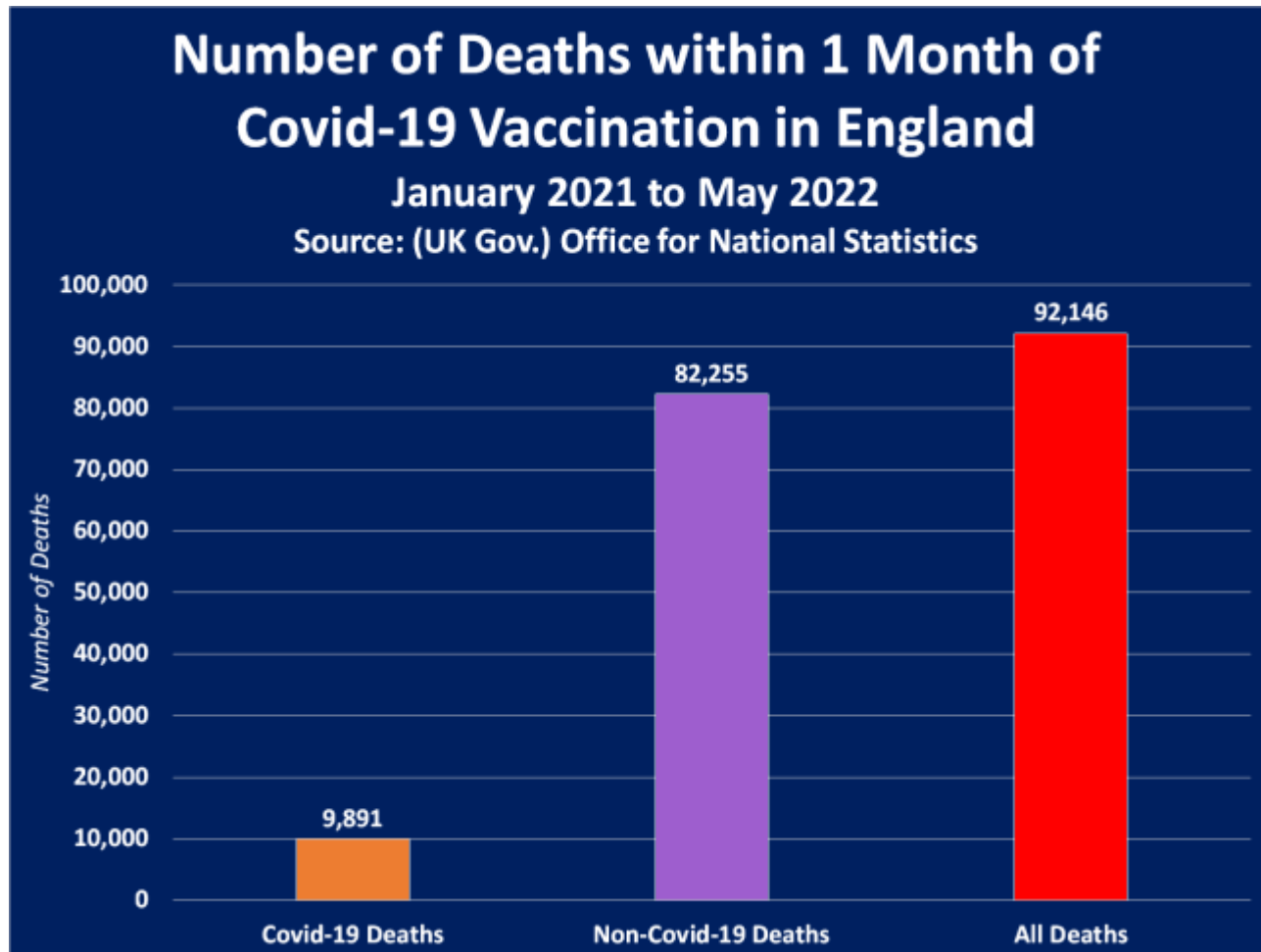
Source: Source: Office for National Statistics, National Immunisation Management Service.

Week after vaccination	Age group	Count of Deaths involving COVID-19	Count of Non-COVID-19 Deaths
1	40-49	5	175
2	40-49	14	275
3	40-49	14	336
4	40-49	10	330
5	40-49	14	353
6	40-49	10	349
7	40-49	12	386
8	40-49	10	373
9	40-49	12	374
10	40-49	13	358
11	40-49	13	353
12+	40-49	328	5440

[Source](#)

As you can see, the ONS still don't make it easy for us by revealing the overall number of deaths, but with some patience and simple maths we can easily find this out ourselves.

The following chart shows the overall number of deaths within one month/five weeks of Covid-19 vaccination in England between 1st Jan 2021 and 31st May 2022 –



According to the Office for National Statistics between 1st Jan 21 and 31st March 22, a total of 9,891 people died with Covid-19 within 1 month of vaccination, and a total of 82,255 people died of any other cause within 1 month of vaccination.

This means that in all, 92,146 people died within one month of Covid-19 vaccination between January 2021 and May 2022.

Based on the number of people who have received at least one dose of a Covid-19 injection in England, this equates to 1 in every 482 vaccinated people sadly losing their lives within 1 month of Covid-19 vaccination.

The UK Health Security Agency has been quietly publishing a weekly report titled '[Weekly national Influenza and COVID-19 surveillance report](#)' that contains mountains of monotonous data. However, hidden deep within that report are the figures for Covid-19 vaccination uptake in England by dose.

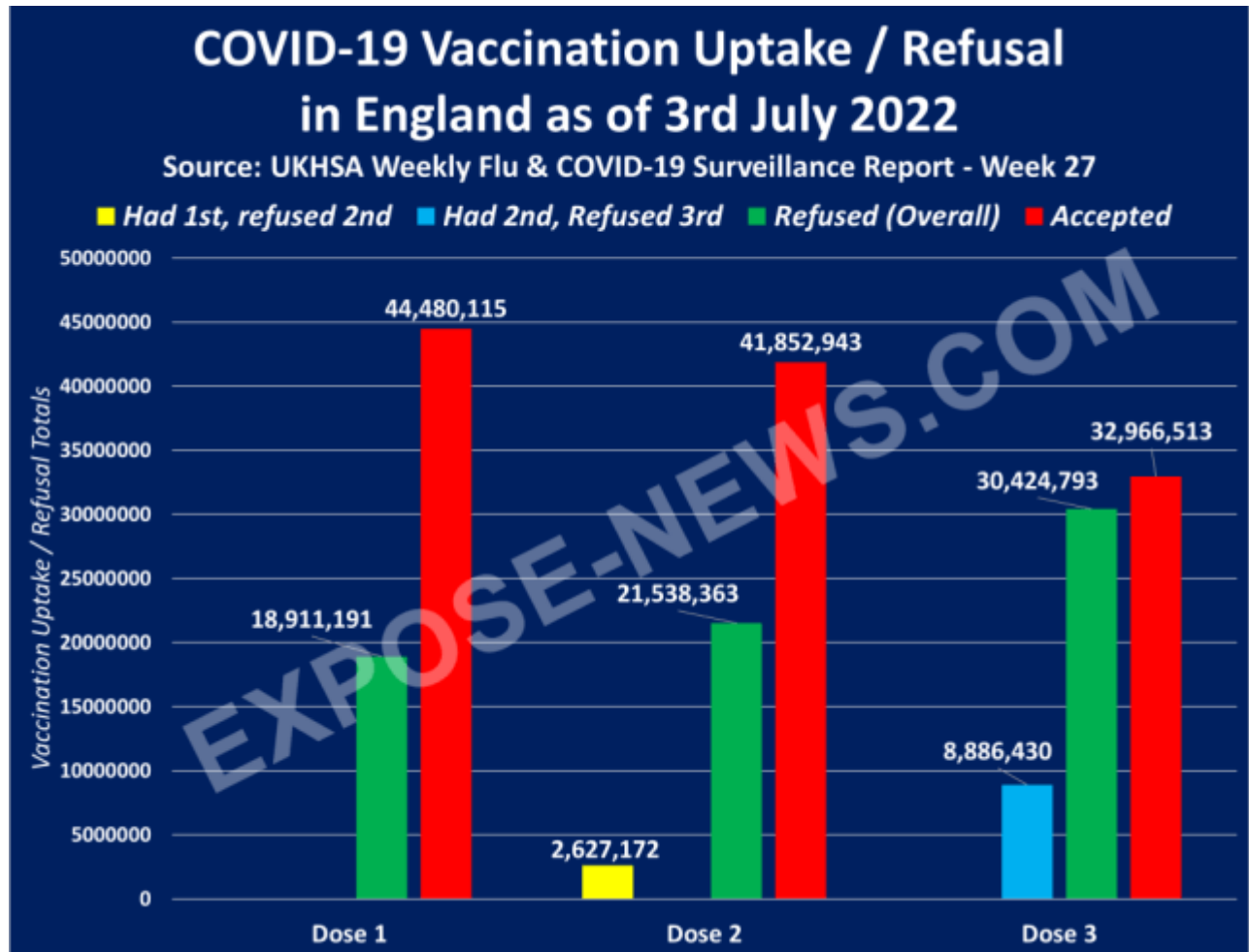
The following table is taken from page 65 of [the week 27 report](#), and shows vaccine uptake in England by age –

Table 5: Provisional cumulative COVID-19 vaccine uptake by age in England

NATIONAL	People in NIMS cohort	Vaccinated with at least 1 dose		Vaccinated with at least 2 doses		Vaccinated with at least 3 doses	
		Number vaccinated	% vaccine uptake	Number vaccinated	% vaccine uptake	Number vaccinated	% vaccine uptake
Over 80	2,946,025	2,818,037	95.7	2,800,942	95.1	2,728,187	92.6
75 to under 80	2,355,428	2,256,247	95.8	2,241,256	95.2	2,187,139	92.9
70 to under 75	2,764,825	2,606,724	94.3	2,584,219	93.5	2,496,589	90.3
65 to under 70	2,993,111	2,762,902	92.3	2,731,202	91.2	2,587,759	86.5
60 to under 65	3,628,509	3,291,737	90.7	3,245,874	89.5	2,986,114	82.3
55 to under 60	4,175,254	3,717,033	89.0	3,655,114	87.5	3,277,175	78.5
50 to under 55	4,247,550	3,676,016	86.5	3,599,983	84.8	3,123,017	73.5
45 to under 50	3,956,509	3,240,827	81.9	3,151,206	79.6	2,578,890	65.2
40 to under 45	4,349,072	3,351,970	77.1	3,229,066	74.2	2,485,578	57.2
35 to under 40	4,690,263	3,405,003	72.6	3,243,542	69.2	2,318,112	49.4
30 to under 35	4,895,523	3,410,544	69.7	3,204,714	65.5	2,134,792	43.6
25 to under 30	4,563,841	3,116,966	68.3	2,889,515	63.3	1,808,902	39.6
20 to under 25	3,917,777	2,826,821	72.2	2,561,019	65.4	1,533,070	39.1
18 to under 20	1,390,072	1,017,688	73.2	896,158	64.5	471,217	33.9
16 to under 18	1,393,464	909,897	65.3	698,342	50.1	186,650	13.4
12 to under 16	2,944,954	1,562,882	53.1	1,042,424	35.4	18,355	0.6
5 to under 12	5,084,722	484,810	9.5	24,762	0.5	41	0.0
Total*	63,391,306	44,480,115	70.2	41,852,943	66.0	32,966,513	52.0

[Source](#)

We've created the following chart based on the figures provided by UKHSA above, showing the total vaccination uptake vs the total vaccination refusal in England per dose –



According to the UKHA, 44.48 million people have had a single dose, 41.8 million people have had two doses, and 32.9 million people have had three doses as of July 3rd 2022.

Therefore, using simple maths, we find that 1 in every 482 vaccinated people has died within 1 month of Covid-19 Vaccination in England.

44,480,115 (People vaccinated) / 92,146 (deaths) = 482 = 1 death for every 482 people vaccinated

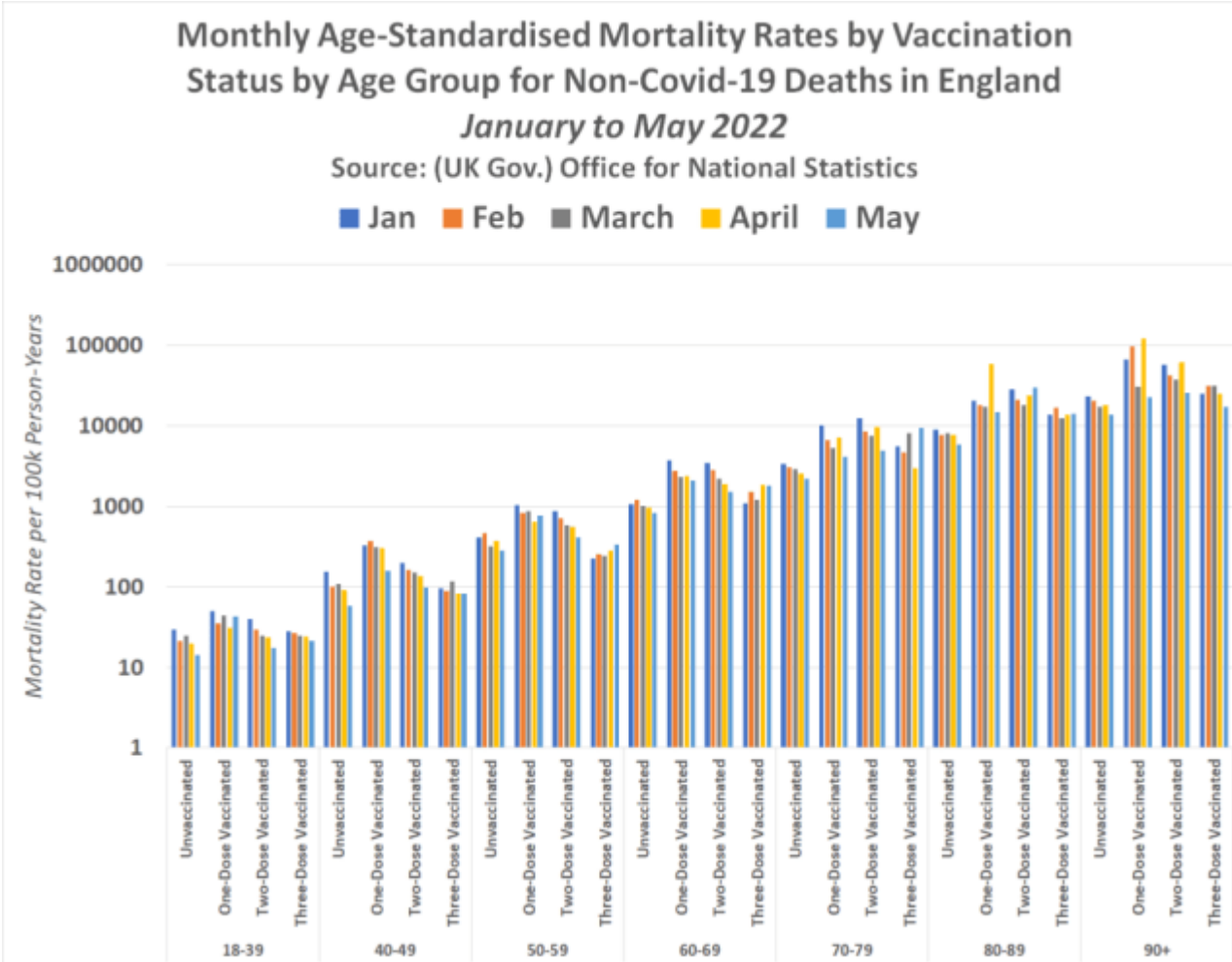
A lot of people will probably argue that this is to be expected with so many people being vaccinated. But these same people won't bother actually backing their argument up with any evidence. Because if it's to be expected, how exactly do they explain the fact mortality rates per 100,000 are lowest among the unvaccinated in every single age group?

In every single month since the beginning of 2022, partly vaccinated and double vaccinated 18-39-year-olds have been more likely to die than unvaccinated 18 to 39-year-olds. Triple vaccinated 18 to 39-year-olds however have had a mortality rate that has worsened by the month following the mass Booster campaign that occurred in the UK in December 2021.

We also see a similar pattern among every single other age group.

The following charts show the monthly age-standardised mortality rates by vaccination status among

each age group for Non-Covid-19 deaths in England between January and May 2022, the figures can be found in table 2 of the same ONS [dataset](#) containing deaths following Covid-19 vaccination –

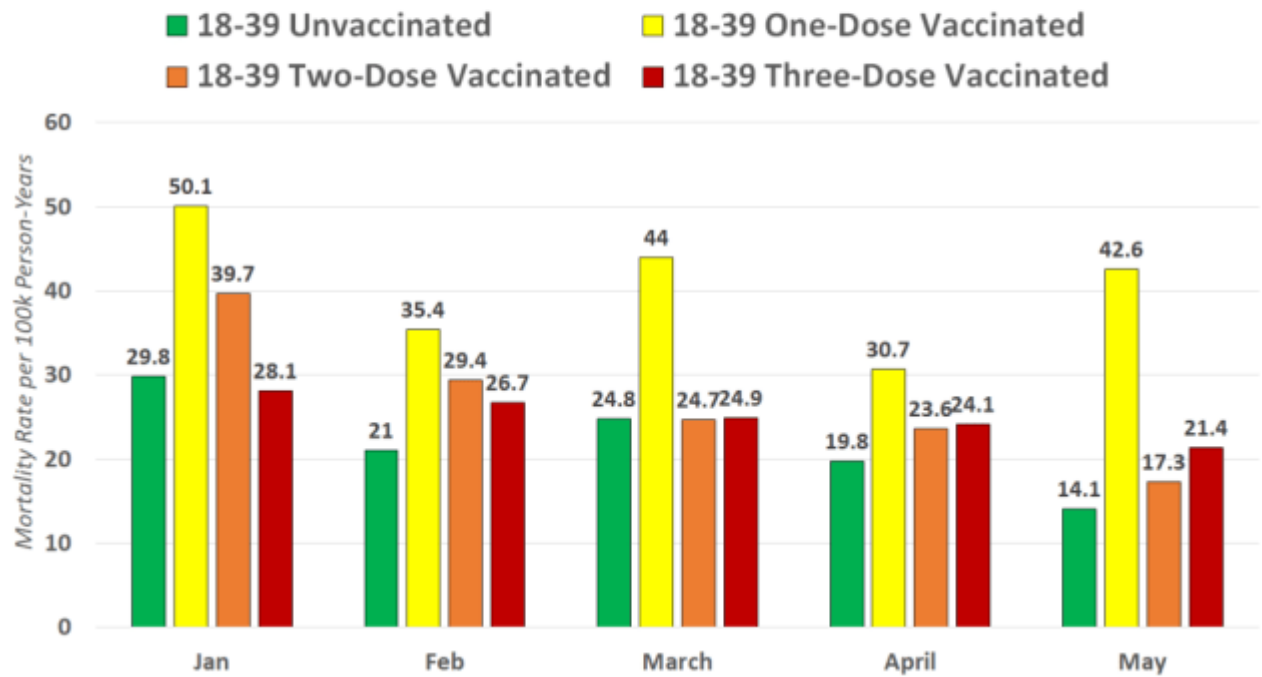


Click to enlarge

Monthly Age-Standardised Mortality Rates by Vaccination Status among 18 to 39-year-olds for Non-Covid-19 Deaths in England

January to May 2022

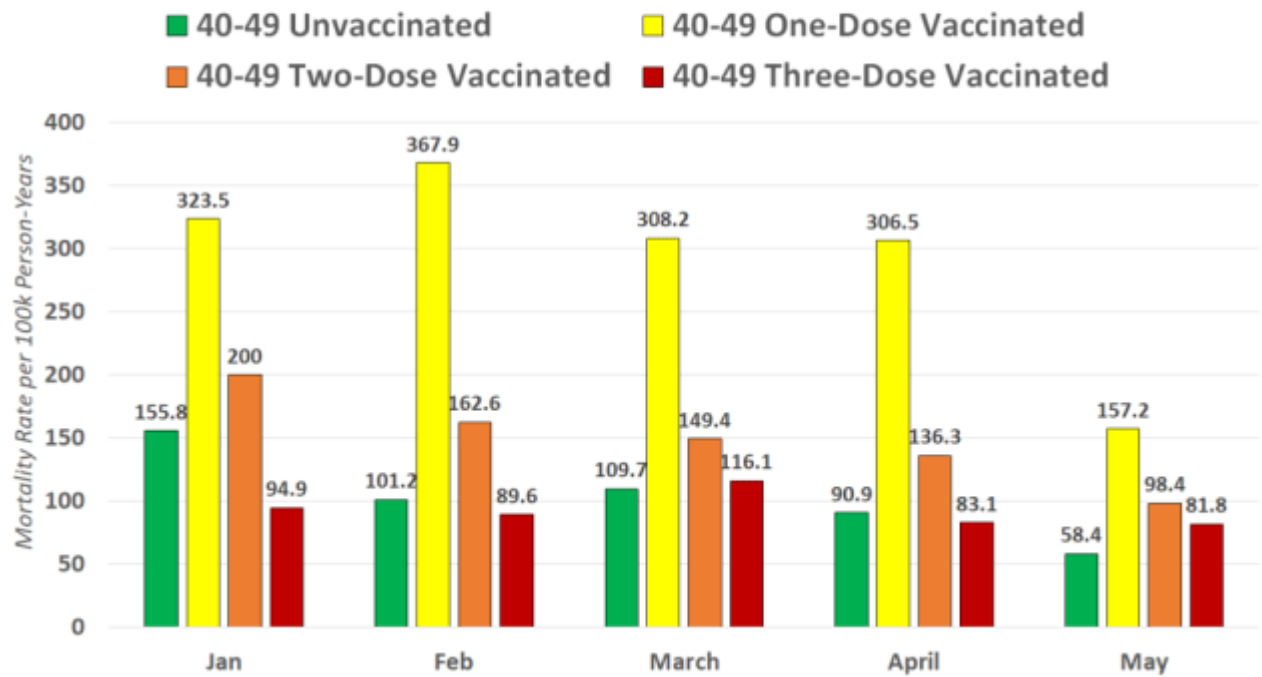
Source: (UK Gov.) Office for National Statistics



Monthly Age-Standardised Mortality Rates by Vaccination Status among 40 to 49-year-olds for Non-Covid-19 Deaths in England

January to May 2022

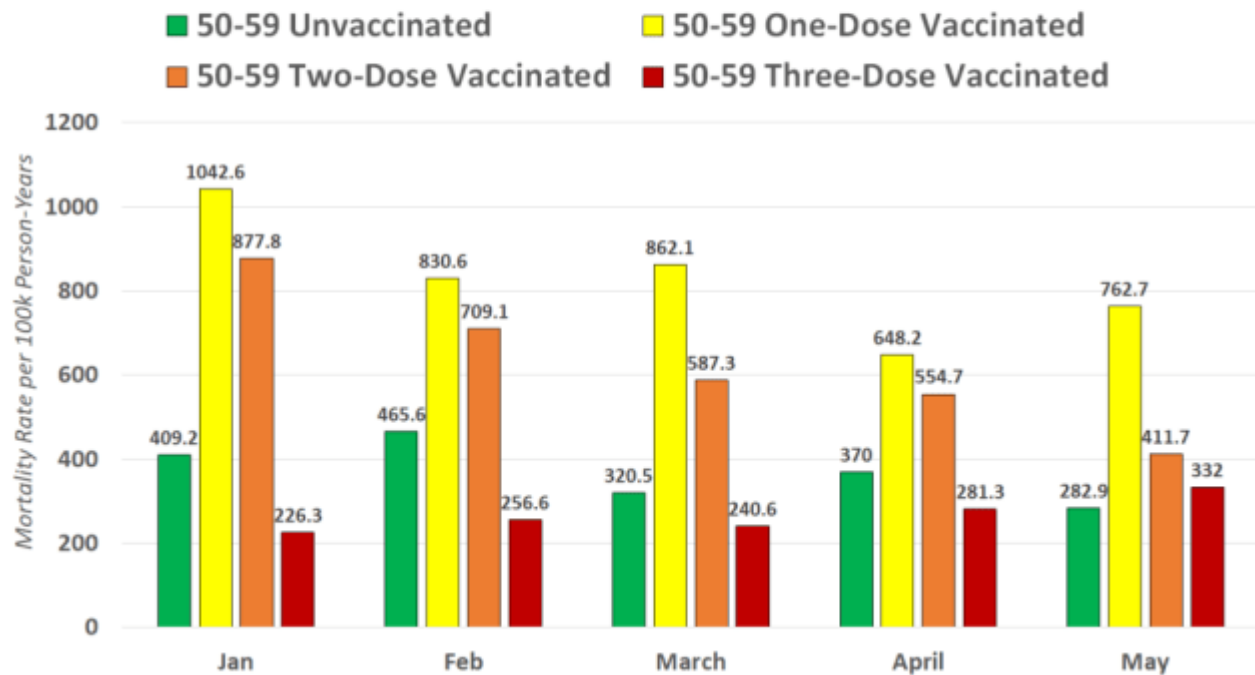
Source: (UK Gov.) Office for National Statistics



Monthly Age-Standardised Mortality Rates by Vaccination Status among 50 to 59-year-olds for Non-Covid-19 Deaths in England

January to May 2022

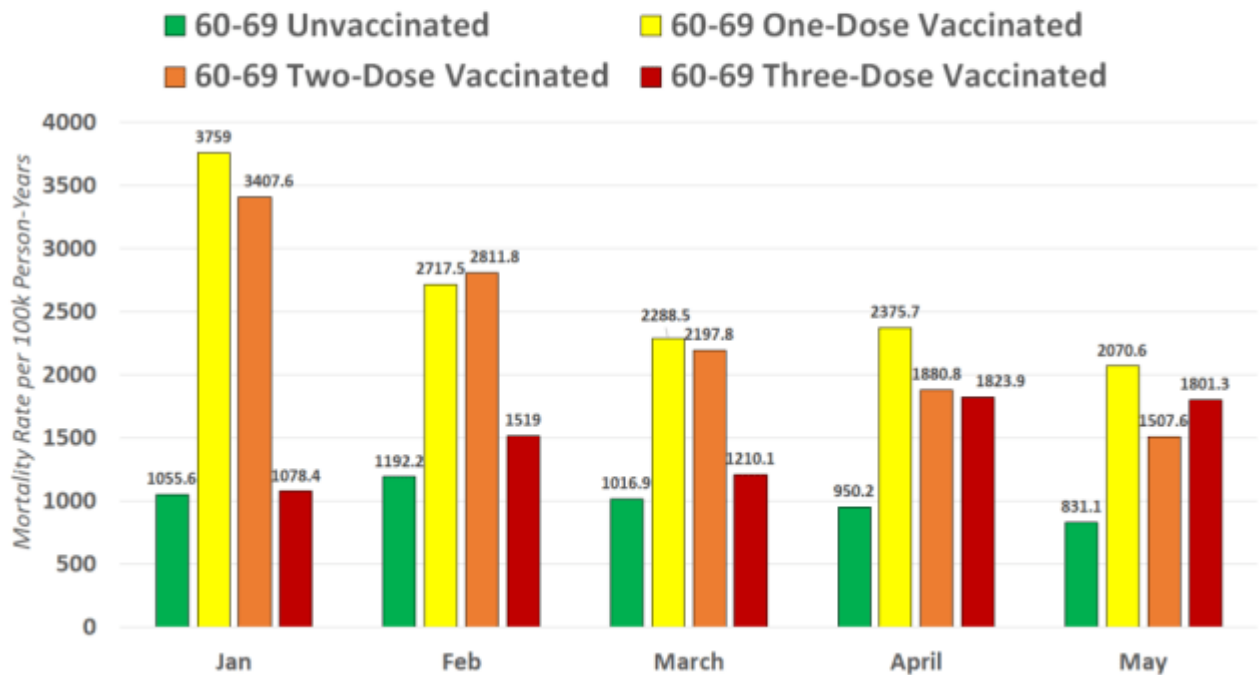
Source: (UK Gov.) Office for National Statistics



Monthly Age-Standardised Mortality Rates by Vaccination Status among 60 to 69-year-olds for Non-Covid-19 Deaths in England

January to May 2022

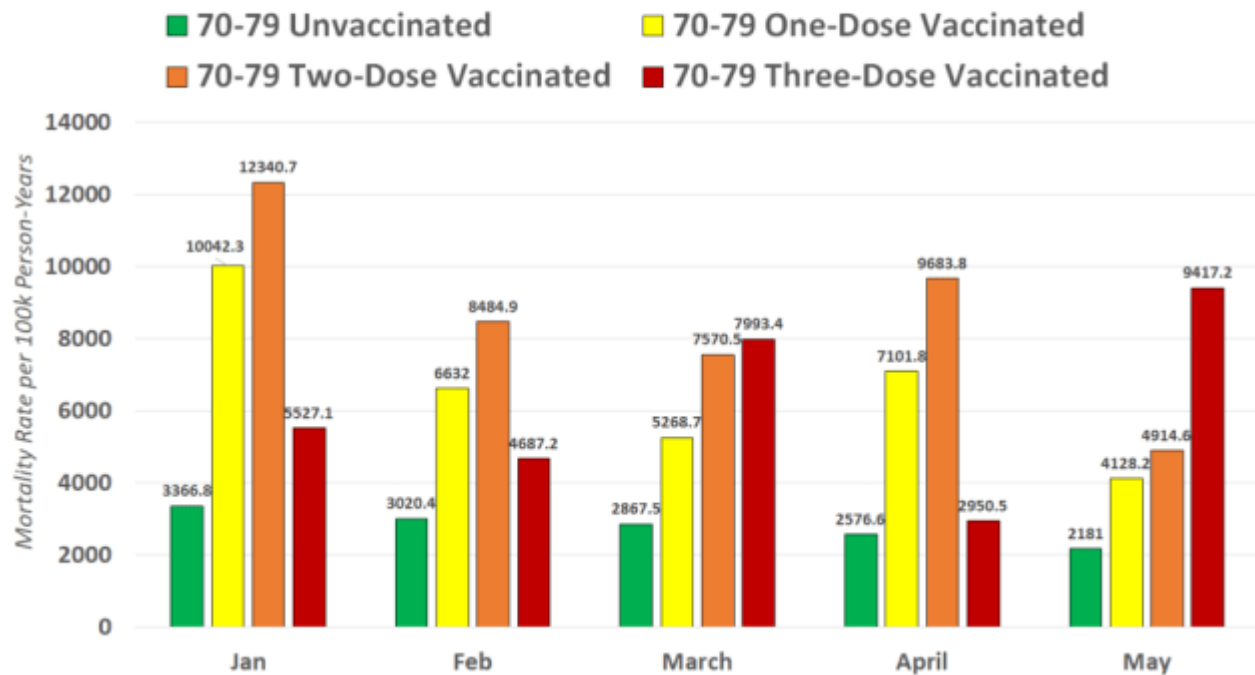
Source: (UK Gov.) Office for National Statistics



Monthly Age-Standardised Mortality Rates by Vaccination Status among 70 to 79-year-olds for Non-Covid-19 Deaths in England

January to May 2022

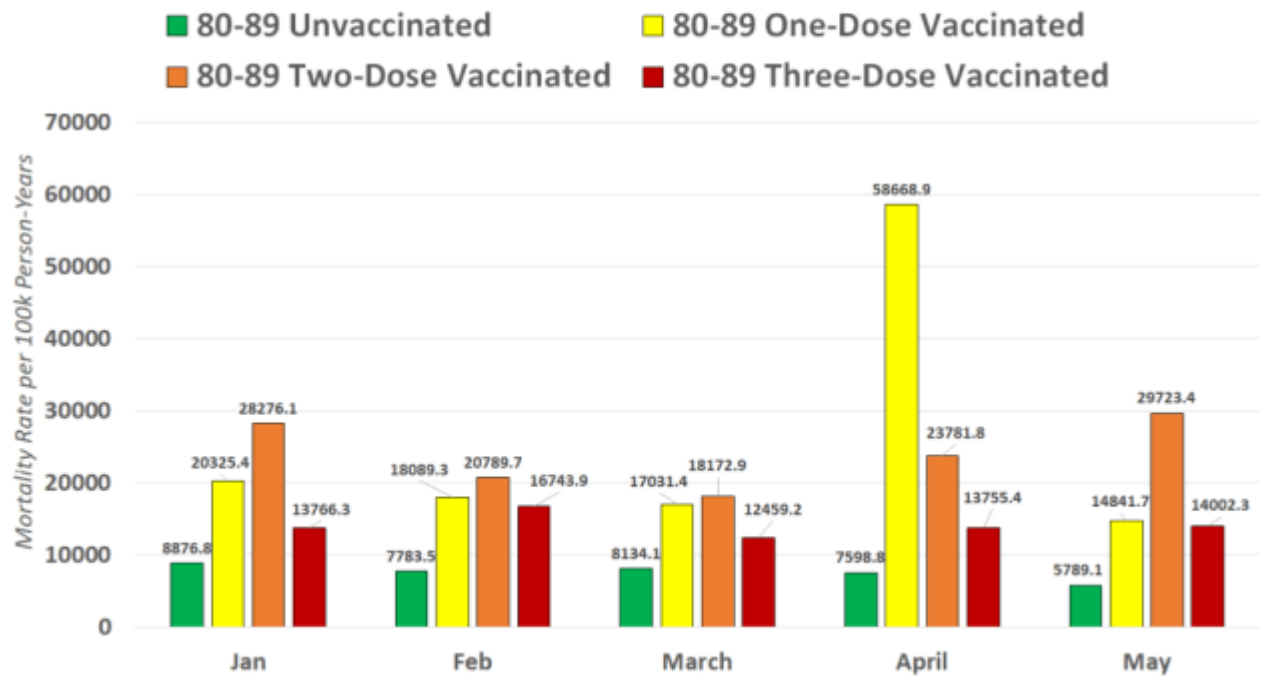
Source: (UK Gov.) Office for National Statistics

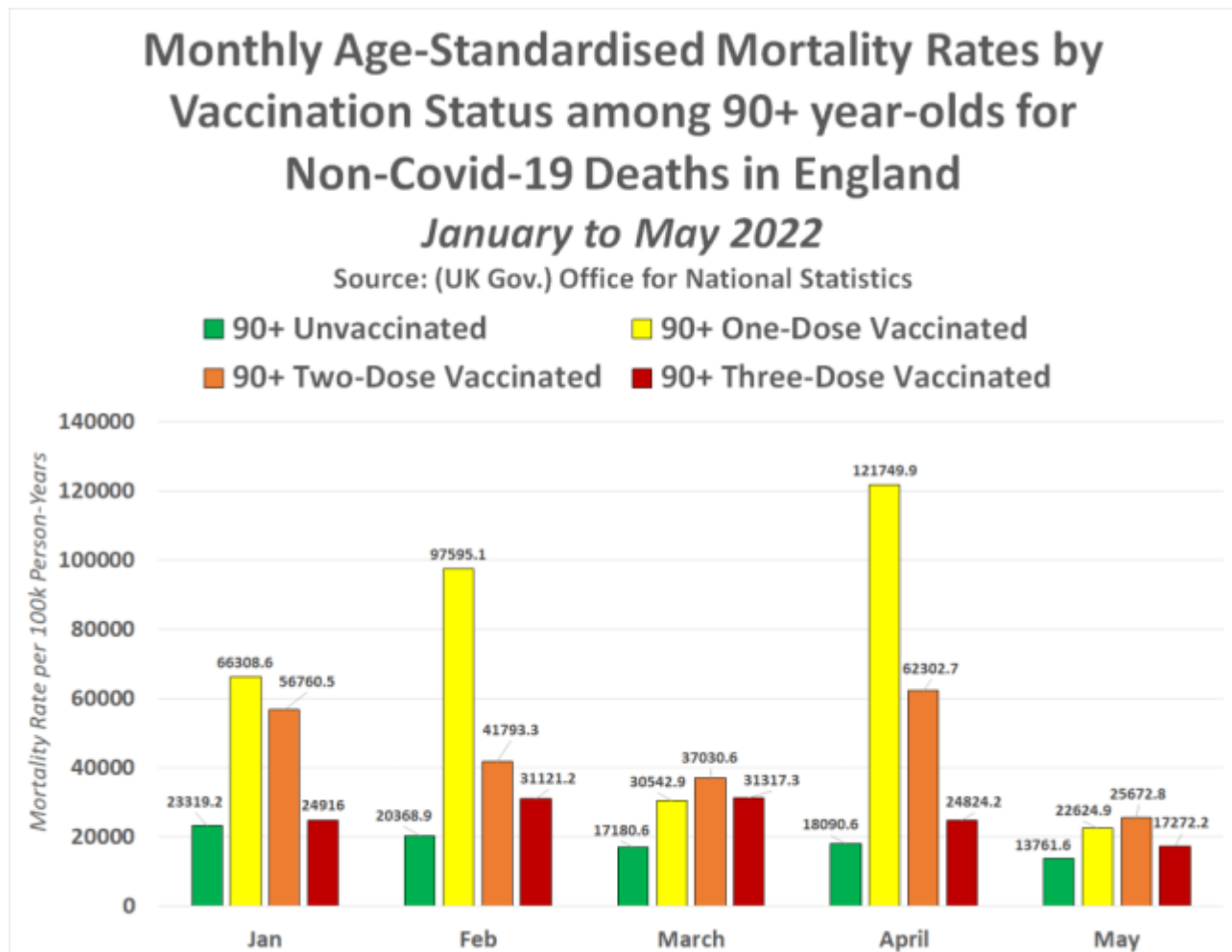


Monthly Age-Standardised Mortality Rates by Vaccination Status among 80 to 89-year-olds for Non-Covid-19 Deaths in England

January to May 2022

Source: (UK Gov.) Office for National Statistics





The official figures quietly published by the UK Government provide indisputable evidence that the Covid-19 vaccines are deadly and are killing people in the thousands.

How else do you explain the **fact** that the vaccinated are significantly more likely to die than the unvaccinated in every single age group?

There's no wonder 1 in every 482 people vaccinated against Covid-19 in England sadly died within a month of receiving a dose of the Covid-19 injection.

Category

1. Crime-Justice-Terrorism-Corruption
2. Disasters-Crisis-Depopulation-Genocide
3. Health-Wellness-Healing-Nutrition & Fitness
4. Main
5. NWO-Deep State-Dictatorship-Tyrrany

Date Created

08/13/2022